



6000 Series

Door furniture



Fire Rated: Tested on fire door assemblies in accordance with Australian Standards, refer fire door manufacturer for specific approval details

Legge offers a range of leading hardware furniture designs for commercial and quality residential applications. Legge 6000 Series has a round rose with a wide selection of designer levers to choose from.

The Legge 6000 Series will enhance the standard and elegance of any residential and commercial applications including apartments, office fitouts, hotels, and high end homes.

Features

- Constructed of quality components, with forged brass levers and die cast inner roses
- Levers non-handed, except for Alessandro and Chagall when used as either a half set or half set fixed
- All Legge 6000 Series levers are available in a square rose option by adding the optional outer square rose cap
- Furniture re-handed by simple relocation of stop block
- Heavy duty spring provides a smooth, positive return action of the lever and eliminates drooping, extending the life of the product
- The 10 year mechanical warranty provides specifiers and users with assured quality and performance
- Suitable for use on fire door assemblies when used with fire rated locks and latches

Specification guide

Function

Lock/latch furniture	6000
Half set	6001
Half set fixed	6002
Blank rose	6003
Passage latch set	6005
Privacy latch set	6006

Lever

refer following pages

Finish

Antique bronze	A
Chrome plate	C
Oil rubbed bronze	ORB
Polished brass	P
Polished brass unlacquered	PU
Satin chrome plate	S
Satin black chrome	SBC
Satin brass	SB
Satin brass unlacquered	SBU

1. Function

Select the desired function e.g. Passage set 6005

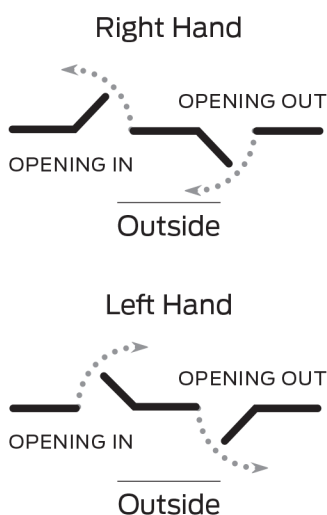
2. Lever

Select the required lever design - e.g. Leonardo #12 6005/12

3. Finish










Select the desired finish e.g. Satin chrome plate 6005/12S

Handing guide



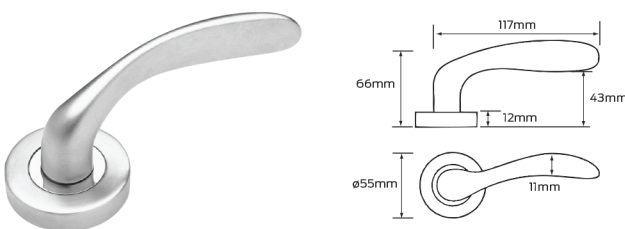
Specifications

Door type	Timber or metal
Door thickness	Latch furniture 32mm to 50mm Passage set 32mm to 50mm Privacy set 32mm to 42mm
Backset	60mm
Spindle size	7.6mm
Compatible locks/latches	Schlage ME Series mortice locks Legge 990MF Series mortice locks
Fixing	Bolt-through concealed fixing. Screw length 75mm
Materials	Forged brass handles, zinc die cast roses
Finishes	Antique bronze, Chrome plate, Oil rubbed bronze, Polished brass, Polish brass unlacquered, Satin chrome plate, Satin black chrome, Satin brass, and Satin brass unlacquered
Warranty	10 year mechanical 10 year finish for C, P, PU, S, SB and SBU 1 year finish A, ORB, and SBC

Functions	Outside	Inside
6000 - Lock/latch furniture Pair of levers to be used with a latch or mortice lock or converted to dummy trim with fixing kit		
6001 - Half set Single lever to be used with a latch or converted to dummy trim with fixing kit		
6002 - Half set fixed Single inactive lever which is used as a door pull or matching trim		
6003 - Blank rose Used with a single lever for through fixing		
6005 - Passage latchset (60mm backset) Both levers always unlocked		
6006 - Privacy latchset (60mm backset) Push-button locks outside lever (outside emergency release). Inside lever unlocks door		

Legge 6000 Series levers

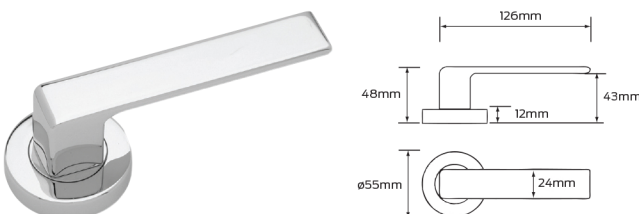
Alessandro #55 



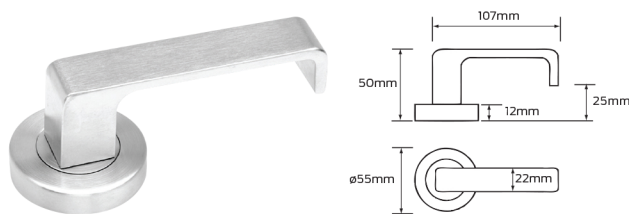
Alpha #29



Angelo #57



Bergen



Denotes handed lever