

001 Double Cylinder Deadlatch



The Australian-designed Lockwood 001® Deadlatch offers market-leading performance and reliability for your home and is available in both Knob and Lever versions.

The 001® Deadlatch features a cut-resistant stainless steel bolt, 11 concealed anchorage points and a door frame strengthener that combine to offer high security protection.

Additional features include a bolt holdback function that allows you to use your door in passage mode.

Features and Specifications

- Bolt holdback function activated by external key or internal knob
- Can be key locked in holdback position by key from inside
- Can be keyed alike to other Lockwood door locks
- Available in trade and display pack versions

Keying

- Supplied individually keyed with two keys per lock
- 78,000 key combinations
- Key blank KB2015P

Restricted Special Keying

Lockwood locks can be keyed to a number of controlled and/or specially keyed systems. These range from legally protected keys to protect against unauthorised duplication, which can also include specially designed key systems such as master key systems, which allow for different levels of mechanical access control.

Please refer to Lockwood Keying Catalogue or contact your local sales office or customer service for specific information.

Retrofitable

Replace your existing 001 Deadlatch.



Product Details

Backset	60mm
Case	High purity zinc alloy
Cylinders	Internal and external 5 pin tumbler mechanism. Brass cylinders and brass barrels.
Door Thickness	30 - 45mm
Finish*	Satin Chrome Pearl (SP) Chrome Plate (CP) Brown (BRN) Everbrass (EVB)
Latch	Stainless steel 18mm projection
Packers	3mm thick packer plates are available, these packers are installed under lock body to align lock body with face of jamb

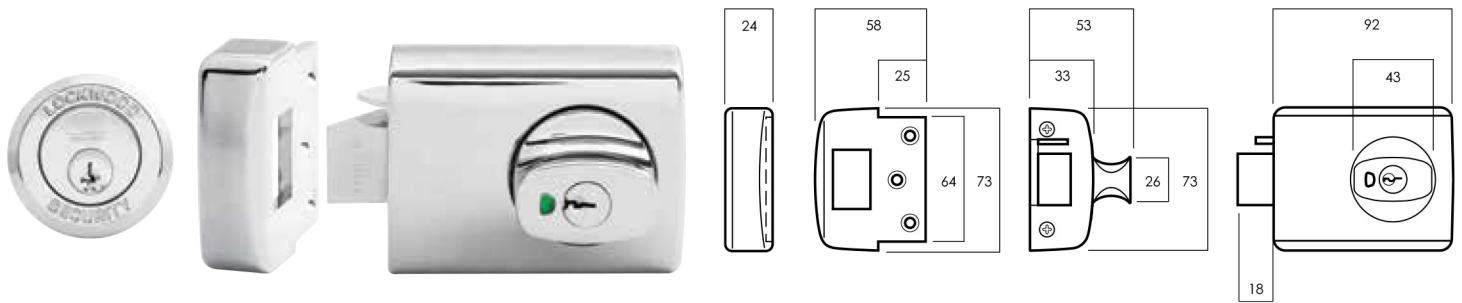
*Refer to pages 5 and 7 for product range

Standards and Compliance

Conforms to Australian Standard (AS4145.2-2008 S₇D8C6)

001 Double Cylinder Deadlatch

Double Cylinder with Knob



Exterior Cylinder

Interior



Kinetic Defence®
Bump and pick resistant.



2 Keys Included
Can be keyed alike to other
Lockwood door locks.



SafetyRelease™
Minimises the risk of being
locked in.



Retrofitable
Replace your existing
001 Deadlatch.



LockAlert®
Interior Indicator shows lock
status at a glance.



Safety Mode
Securely locked from outside
and free from inside.



Secure Mode
Securely locked from both
inside and outside. For when
nobody is home.



Passage Mode
Free to enter from outside
and free to exit from inside.



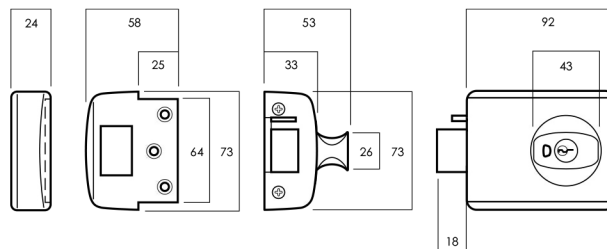
Deadlatch Bolt
Stainless steel 18mm projection.

001 Double Cylinder Deadlatch

001 - Knob with Open In Strike - Single Pack

Finish	Trade Pack	Display Pack
Satin Chrome Pearl	001-1K1SP	001-1K1SPDP
Chrome Plate	001-1K1CP	001-1K1CPDP
Brown	—	001-1K1BRNDP
Everbrass	001-1K1EVB	—

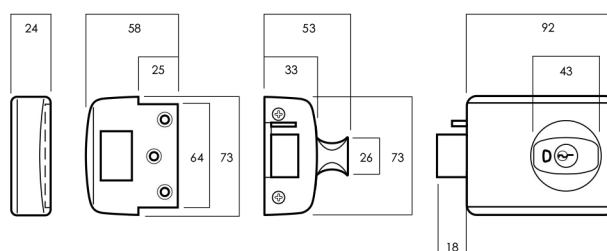
Suitable for INWARD opening timber framed doors.



001 - Knob with Open In Strike - Twin Pack

Finish	Trade Pack	Display Pack
Satin Chrome Pearl	001-1K2SP	001-1K2SPDP
Everbrass	—	001-1K2EVBDP

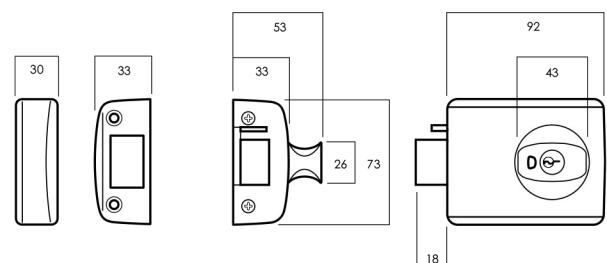
Suitable for INWARD opening timber framed doors. Keyed alike for extra convenience. Pack contains two locksets.



001 - Knob with Metal Frame Strike - Single Pack

Finish	Trade Pack
Satin Chrome Pearl	001-3K1SP

Suitable for INWARD opening metal framed doors.



001 - Knob with Open Out Strike - Single Pack

Finish	Trade Pack
Satin Chrome Pearl	001-4K1SP

Suitable for OUTWARD opening timber framed doors.

