

Paradigm® 005 Double Cylinder Deadbolt

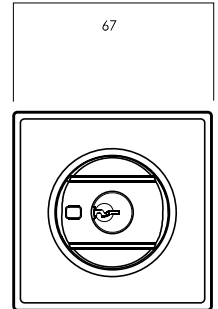
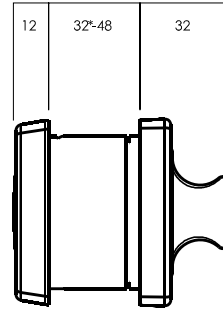
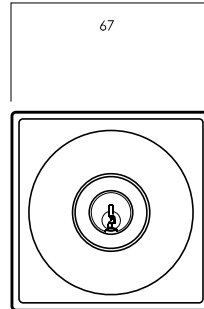
Square Rose



Exterior



Interior



*32–36mm door thickness requires spacer ring (included)



Kinetic Defence®
Bump and pick resistant.



Counterbalance Bolt
Proportionally distributes the load between the door and door frame.



DualSelect®
Turn the key for safety mode. Turn the key further to select secure mode.



2 Keys Included
Can be keyed alike to other Lockwood door locks.



SafetyRelease™
Minimises the risk of being locked in.



Retrofittable
Replace your existing Deadbolt. Fits 54mm hole. 60-70mm adjustable backset. 32-48mm door thickness.



Anti-Corrosion
Successfully tested in accordance with AS2332.3.1:2001 neutral salt spray test.



LockAlert®
Interior Indicator shows lock status at a glance.



Safety Mode
Securely locked from outside and free from inside.



Secure Mode
Securely locked from both inside and outside. For when nobody is home.



Passage Mode
Free to enter from outside and free to exit from inside.

Ordering Procedure–Lever Sets

Sample part number 005/B1CPDP is made up of several sections. Choose your product by selecting an option from each section.

Paradigm® 005 Double Cylinder Deadbolt

Series	Type	Rose Style	Finish	Packaging	Keying
005	B	1	CP	DP	

Series	Rose Style	Packaging
Paradigm® 005	Round 1	Universal Pack DP
	Square 2	Trade Pack

Type	Finish	Keying Options
Bolt B	Satin Chrome Pearl SP	Special Keying-Residential Keyed Alike 5P 5KA
	Satin Chrome Brushed LSC	Keyed Alike 6P 6KA
	Chrome Plate CP	Project Keyed 5P 5PK
	Everbrass EVB*	Project Keyed 6P 6PK
	Satin Stainless Steel SSS*	Restricted Profile 5P 5RP
	* Only available in Round Rose.	
	* For keying options please contact customer service.	

Latching Paradigm® 005



The Lockwood Latching Paradigm® 005 is the premium security solution with its innovative safety features. It has a holdback function which keeps the latch in the retracted position when required. The contemporary styling can be combined with any lever or entrance handle to create an elegant security solution, ideal for residential and architectural applications.

Key Features

- Holdback function keeps the latch in the retracted position when required
- High security cut resistant Stainless Steel latch
- Concealed screw fixings for a neat and clean appearance
- Safety Release™ function minimises the risk of being deadlatched inside

Restricted Special Keying

Lockwood locks can be keyed to a number of controlled and/or specially keyed systems. These range from legally protected keys to protect against unauthorised duplication, which can also include specially designed key systems such as master key systems, which allow for different levels of mechanical access control.

Please refer to Lockwood Keying Catalogue or contact your local sales office or customer service for specific information.

Retrofitable

Replace your existing Deadlatch. Fits 54mm hole. 60mm backset. 32-48mm door thickness.

Product Details

Backset	60 mm stainless steel deadlatch
Latch	High security, cut resistant stainless steel latch
Cylinder	5 pin tumbler mechanism Brass cylinder and brass barrel
Door Thickness	32-48mm 32-36mm doors require a spacer (Included)
Finishes	Chrome Plate (CP) Satin Chrome Brushed (SC)
Keying	Supplied individually keyed with two keys per lock, 78,000 key combinations, Key blank KB401B5P
Materials	High purity zinc alloy
Strike	Box strike with concealed crossgrain door frame strengthening screw

