

1360 Series Through Fix Escutcheon Kits

Through fix kits are optimised for use with Selector Series Mortice Locks. Supplied with two M4 64mm stainless screws for through fix installation.

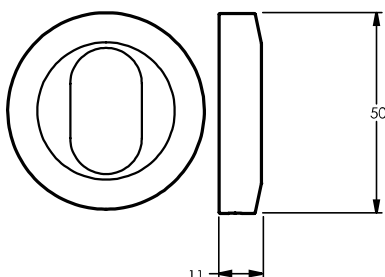
Double Oval Cylinder Escutcheons Kit

Part Number 1366/6

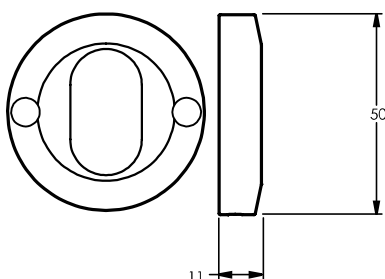
Escutcheons supplied

Outside: Oval Cylinder Escutcheon

Inside: Oval Cylinder Escutcheon



Outside



Inside

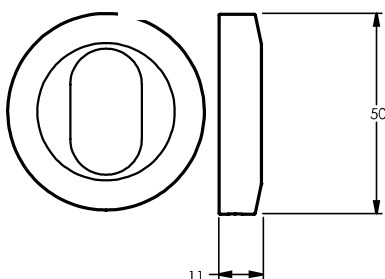
Oval Cylinder and Turnknob Escutcheons Kit

Part Number 1366/7N

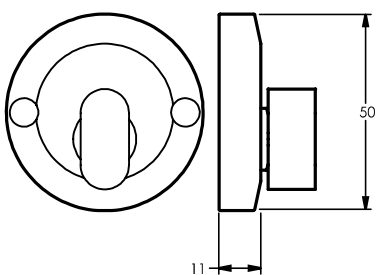
Escutcheons supplied

Outside: Oval Cylinder Escutcheon

Inside: Turnknob Escutcheon



Outside



Inside

1360 Series Through Fix Escutcheon Kits

Privacy Indicating Emergency Turn and Disabled Accessible Turnknob Escutcheons Kit

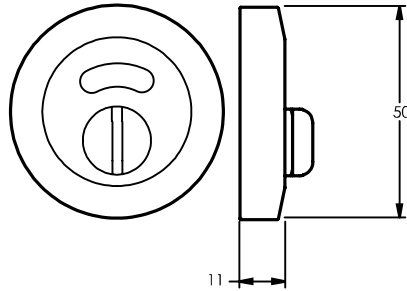
Part Number 1368/9P

Escutcheons supplied

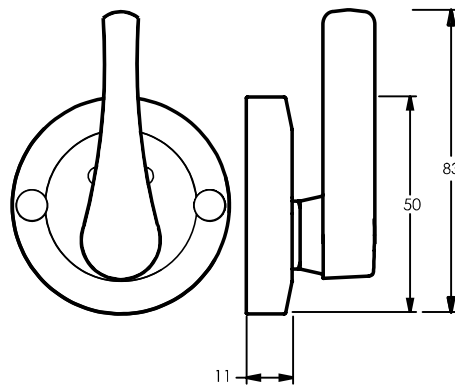
Outside: Privacy Indicating Emergency Turn Escutcheon

Inside: Privacy Indicating Disabled Accessible Turnknob Escutcheon

Door thickness: Suitable for 32 - 45mm doors.
Extended tail bars available for thicker doors.



Outside



Inside

Note:

Common kit configurations are shown, for other kit variations please refer to the ordering procedure at the end of this section.

1360 Series Cylinder & Turn Escutcheons

Surface mounted escutcheons are optimised for use with Synergy Series Mortice Locks.

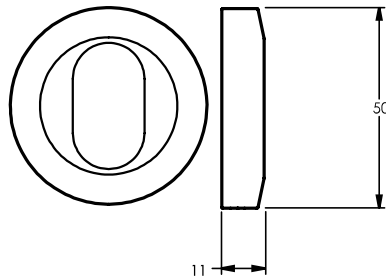
Oval Cylinder Escutcheon

Part Number 1366/E

Supplied with

2 x M4 x 65mm Stainless Steel Screws (SP1220-119)
1 x Allen Key (SP1366-14)
1 x Grub Screw M4 x 8mm (SPV0272 PBK)

(Replaces 1366)



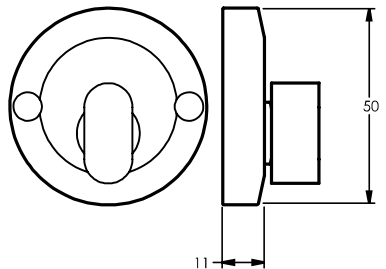
Turnknob Escutcheon

Part Number 1367/IN

Supplied with

2 x Short & 2 x Medium Wood Screws (SP1226-219)
1 x Short, Medium & Long Tail Bars and Spring (SP1227-219)
1 x Flat Tail Bar & Split Pin (SP1227-319)
1 x Instructions (1220-321)

(Replaces 1367)



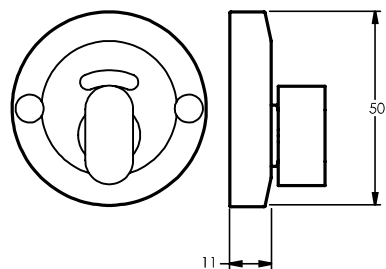
Privacy Indicating Turnknob Escutcheon

Part Number 1367/IP

Supplied with

2 x Short & 2 x Medium Wood Screws (SP1226-219)
1 x Short, Medium & Long Tail Bars and Spring (SP1227-219)
1 x Flat Tail Bar & Split Pin (SP1227-319)
1 x Instructions (1220-321)

(Replaces 1367P)



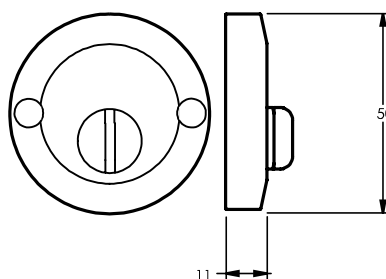
Emergency Turn Escutcheon

Part Number 1368/IN

Supplied with

2 x Short & 2 x Medium Wood Screws (SP1226-219)
1 x Emergency Tail Bar (SP1227-119)

(Replaces 1368)



1360 Series Cylinder & Turn Escutcheons

Privacy Indicating Emergency Turn Escutcheon

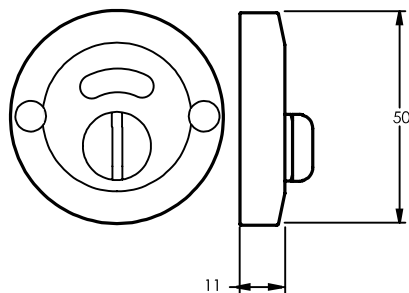
Part Number 1368/IP

Supplied with

2 x Short & 2 x Medium Wood Screws (SP1226-219)

1 x Emergency Tail Bar (SP1227-119)

(Replaces 1368P)



Disabled Accessible Turnknob

Part Number 1369/IN

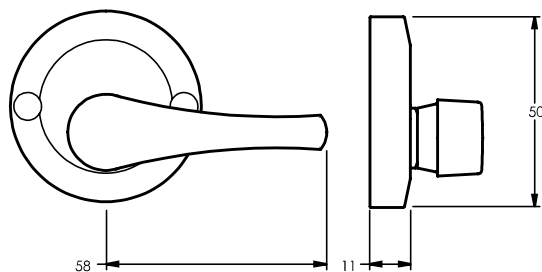
Supplied with

2 x Short & 2 x Medium Wood Screws (SP1226-219)

1 x Short, Medium & Long Tail Bars and Spring (SP1227-219)

1 x Instructions (1220-321)

(Replaces 1367DT)



Disabled Accessible Privacy Indicating Turnknob

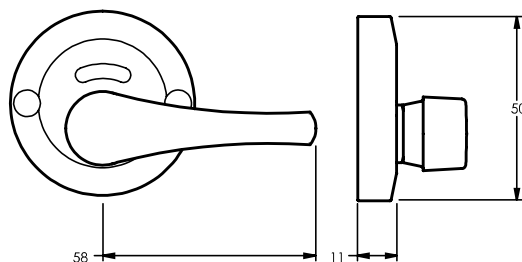
Part Number 1369/IP

Supplied with

2 x Short & 2 x Medium Wood Screws (SP1226-219)

1 x Short, Medium & Long Tail Bars and Spring (SP1227-219)

1 x Instructions (1220-321)



Door thickness: Suitable for 32 - 45mm doors.
Extended tail bars available for thicker doors.

1360 Series Ordering Procedure

Ordering Procedure

Sample part number 1360/41LCP is made up of several sections. Choose your product by selecting an option from each section.

Half Set

Note: Choose one rose only, exterior or interior.

Exterior Rose	Lever/ Knob	Handing	Finish
1360	41	L	CP

Full Set

Exterior Rose	Interior Rose	Lever/ Knob	Handing	Finish
1360	1361	41	L	CP

Exterior Rose Type	
Exterior Rose	1360
Exterior Blank Rose	1362
Exterior Fixed Rose	1364

Interior Rose Type	
Interior Rose	1361
Interior Blank Rose	1363
Interior Fixed Rose	1365

AS1428.1 Compliant Lever Types

102	111	112
115	116	118
124	131	132
133	142	144
145	155	166
47	59	70
74	76	77
90		

Non compliant lever/knob types

101	104	123
178	97	20

Handed Levers

41	122	153
----	-----	-----

Handing	
Right Handed	R
Left Handed	L
NB: Omit if non-handed	

Finish	
Satin Chrome Brushed	SC
Chrome Plate	CP
Polished Brass	PB
Polyester Powdercoat	PC

Non - Standard Finishes

Polished Brass Unlacquered	BU
Satin Brass	SB
Satin Brass Unlaquered	SBU
Architectural Bronze	AZ
Architectural Bronze Unlacquered	AU
Antique Copper	AC
Oil Rubbed Bronze	ORB

Note: Refer to the decorative finishes section at the end of this catalogue for images of the full metal finishes and powder coat colour range available.

1360 Series Ordering Procedure

Escutcheon Kits

Through fix kits are optimised for use with Selector Series Mortice Locks. Supplied with two M4 64mm stainless screws for through fix installation.

Sample part number 1366/9NSC is made up of several sections. The description of this part number is an oval cylinder and disabled accessible turnknob escutcheon kit.

Exterior Function	Interior Function	Privacy Indicator	Finish
1366	9	N	SC

Exterior Function	
Oval Cylinder	1366
Emergency Turn	1368

Notes:

Order 1366/E if only one oval cylinder escutcheon is required. A grub screw will be supplied to allow for concealed fixing.

1368/6 Kit is not applicable.

Interior Function	
Oval Cylinder	6
Oval Turnknob	7
Disabled Accessible Turnknob	9

Privacy Indicator	
Oval Cylinder	-
Non Indicating	N
Privacy Indicating	P

Note:

Privacy indicator applies for both exterior and interior functions.

Finish	
Satin Chrome Brushed	SC
Chrome Plate	CP
Polished Brass	PB
Polyester Powdercoat	PC

Non - Standard Finishes

Polished Brass Unlacquered	BU
Satin Brass	SB
Satin Brass Unlacquered	SBU
Architectural Bronze	AZ
Architectural Bronze Unlacquered	AU
Antique Copper	AC
Oil Rubbed Bronze	ORB

Note: Refer to the decorative finishes section at the end of this catalogue for images of the full metal finishes and powder coat colour range available.

Refer to page 69 for reference guide.

1360 Series Ordering Procedure

Surface Mounted Escutcheons

Surface mounted escutcheons are optimised for use with Synergy Series Mortice Locks.

Supplied with wood screws to suit surface mounting on either side of the door.

Escutcheon Type	Fixing	Privacy Indicator	Finish
1369	I	P	SC

Escutcheon Type	
Oval Cylinder	1366
Oval Turn	1367
Emergency Turn	1368
Disabled Accessible Turn	1369

Fixing	
Wood Screw Surface Fixing	I
Grub Screw Concealed Fixing	E*
Note: *Only applicable when ordering with 1366 Oval Cylinder Escutcheon. The 1366/E will be supplied with a grub screw to allow for concealed fixing.	

Privacy Indicator	
Oval Cylinder	-
Non Indicating	N
Privacy Indicating	P

Finish	
Satin Chrome Brushed	SC
Chrome Plate	CP
Polished Brass	PB
Polyester Powdercoat	PC

Special Finishes	
Polished Brass Unlacquered	BU
Satin Brass	SB
Satin Brass Unlacquered	SBU
Architectural Bronze	AZ
Architectural Bronze Unlacquered	AU
Antique Copper	AC
Oil Rubbed Bronze	ORB

Note: Refer to the decorative finishes section at the end of this catalogue for images of the full metal finishes and powder coat colour range available.












Refer to page 70 for reference guide.

1360 Series Reference Guide

Lockwood Brass Turns and Cylinder Escutcheons

Fitting: Through Fix Mounting

Optimized for Selector 3770 Series Mortice Locks









1360 Series Kits									
Kit Description						Mortice Lock/Bolt Compatibility			
Image	Part Number	Handed	Exterior Function	Interior Function	Synergy 3570 Locks	Selector 3770 Locks	PT Mortice Locks	6260 Privacy Bolt	
	1366/6SC	No	Oval Cylinder Escutcheon	Oval Cylinder Escutcheon		✓	✓		
	1366/7NSC	No	Oval Cylinder Escutcheon	Oval Turnknob		✓	✓		
	1366/7PSC	No	Oval Cylinder Escutcheon	Privacy Indicating Oval Turnknob		✓	✓		
	1366/9NSC	No	Oval Cylinder Escutcheon	Disabled Accessible Turnknob		✓	✓		
	1366/9PSC	No	Oval Cylinder Escutcheon	Privacy Indicating Disabled Accessible Turnknob		✓	✓		
	1368/7NSC	No	Emergency Turn	Oval Turnknob		✓	✓	✓	
	1368/7PSC	No	Privacy Indicating Emergency Turn	Privacy Indicating Oval Turnknob		✓	✓	✓	
	1368P/7NSC	No	Privacy Indicating Emergency Turn	Oval Turnknob		✓	✓	✓	
	1368/9NSC	No	Emergency Turn	Disabled Accessible Turnknob		✓	✓	✓	
	1368/9PSC	No	Privacy Indicating Emergency Turn	Privacy Indicating Disabled Accessible Turnknob		✓	✓	✓	
	1368P/9NSC	No	Privacy Indicating Emergency Turn	Disabled Accessible Turnknob		✓	✓	✓	

1360 Series Reference Guide

Lockwood Brass Turns and Cylinder Escutcheons

Fitting: Surface Mounting

Optimized for Synergy 3570 Series Mortice Locks

1360 Series Surface Mounted Escutcheons									
Image	Part Number	Handed	Description	Mortice Lock/Bolt Compatibility				Replaced Codes	
				Synergy 3570 Locks	Selector 3770 Locks	PT Mortice Locks	6260 Privacy Bolt	Previous Surface Mounted Turns	Previous Pentagon External Turns
	1366/ESC	No	Oval Cylinder Escutcheon	✓	✓	✓		1366SC	1366/ESC
	1367/IPSC	No	Privacy Indicating Oval Turnknob Escutcheon	✓	✓	✓	✓	1367PSC	1367/EPSC
	1367/INSC	No	Non-Indicating Oval Turnknob Escutcheon	✓	✓	✓	✓	1367SC	1367/ENSC
	1368/INSC	No	Non-Indicating Emergency Turn Escutcheon	✓	✓	✓	✓	1368SC	1368/ENSC
	1368/IPSC	No	Privacy Indicating Emergency Turn Escutcheon	✓	✓	✓	✓	1368PSC	1368/EPSC
	1369/INSC	No	Non-Indicating Disabled Accessible Turnknob Escutcheon	✓	✓	✓	✓	1367DT	1369/ENSC
	1369/IPSC	No	Privacy Indicating Disabled Accessible Turnknob Escutcheon	✓	✓	✓	✓		1369/EPSC
	1366ESC	No	Euro Profile Cylinder Escutcheon	✓	✓	✓		-	-