

# 260 Series Door Handles



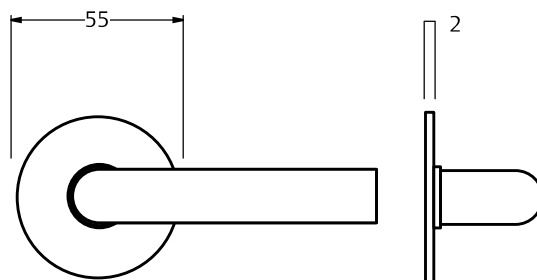
The 260 Series door furniture has a 55mm round rose. Concealed fixed plates have studs with internal threads located on the rose, visible roses have corresponding countersunk holes and are fixed back to back through the door.

## Application

Designed for use with Lockwood 3770 and 3570 Series Mortice Latches and with 5260 Tubular Latches.

## Product Details

<b>Dimensions</b>	Lever Rose 55 x 3mm - aluminium 55 x 2mm - stainless steel and brass Escutcheon Rose
	50 x 3mm - aluminium 50 x 2mm - stainless steel and brass
<b>Materials</b>	Aluminium, stainless steel or brass
<b>Door Thickness</b>	For use with 3570 Series Mortice Latches: Door thickness 35 to 45mm
	For use with 5260 Tubular Latches: Door thickness 37-45mm (Extended screws and packing plates available for installation on thicker and thinner doors.)
<b>Finishes Standard</b>	Stainless Steel (SS)
<b>Finishes Non Standard</b>	Polished Stainless Steel (PS) Powdercoat (PC)



SS/Brass

## Standards and Compliance



260 Series has been successfully tested up to 4 hours with a fire rated Lockwood mortice lock on fire door assemblies (depending on type of doorset) in accordance with Australian Standard AS1905.1:2005, Fire Resistant Doorsets.

**D3**

260 Series lever sets have been successfully tested to conform with Level D8 (500,000 cycles) under Australian Standard AS4145.2-2008, Locksets and hardware for doors and windows.



Anti-Corrosion




260 Series includes levers and turns (as shown) that meet the requirements of AS1428.1-2009, Design for access and mobility.

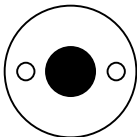
Lockwood Artefact Door Furniture is designed, assembled and customised in Australia to suit the requirements of the Australian Market.

# 260 Series Door Handle Functions


## Rose Furniture 55mm Diameter



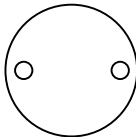
260 Operable



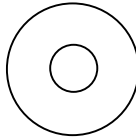
261 Operable



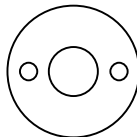
262 Blank



263 Blank




264 Fixed




265 Fixed

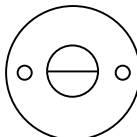
## Escutcheon Furniture 50mm Diameter



280



281



282

### Functions Legend

Cylinder Hole



Turnknob



Emergency Turn

