



Synergy 3540 Series
Mortice Locks

3540 Series Mortice Locks Overview

Lockwood's comprehensive range of Short Backset Cylinder Mortice Locksets offer a selection of lock functions ideally suited for narrow stile hinged and sliding doors.

Typical installations are glazed architectural and commercial stiles where conventional locksets with longer backsets are unsuitable.

3540 Series Cylinder Mortice Deadlocks with 22mm Bolt*

Locksets incorporating a swinging deadbolt action suitable for hinged doors.

Features include unique 360° key rotation, positive deadlocking action and sintered stainless steel bolt.



3541 Series Cylinder Mortice Deadlocks with 28mm Hook Bolt

Sliding and swing door deadlocks with a hooked deadbolt to engage and lock into a deadlatching or security strike when the bolt is in the thrown position.

Features include unique 360° key rotation, rear lock and strike support for extra strength and security, positive deadlocking action and sintered stainless steel bolt. 30mm backset version is also available.



3542 Series Cylinder Mortice Deadlocks with 35mm Hook Bolt*

Swing door deadlocks combining the quality features of the 3540 series with a 35mm deadbolt for deeper frames and improved security.

*Note: not suitable for sliding doors.



3540 Series Mortice Locks Overview

Application

A wide range of security cylinder mortice locks suitable for heavy duty use in industrial and commercial buildings, institutions, clubs, schools, hospitals, hotels, retail and similar buildings.

Features and Specifications

Fixing

The 3540 series is available in fabricator, metal door and timber door fixing configurations.

Case and Cover Plates

High purity zinc alloy material cases. Fabricator fixing configurations feature aluminium cover plates to match aluminium door stiles. Metal and timber door fixing configurations feature plated brass cover plates.

Backset

- 23mm standard backset
- Extended backset 30mm is available for 28mm hook bolt configurations only.

Bolts

Bolts are sintered stainless steel, in lengths of 22mm (3540), 28mm (3541) and 35mm (3542). The 28mm is hooked to suit sliding and swing applications and is chamfered for self latching.

Lock and Strike Rear Support

To help prevent the lock and strike from being pushed into the frame in sliding door applications a rear support mechanism is incorporated.

Springs

High-grade spring steel material, corrosion protected.

Cylinder Retaining Pin

Hard-drawn spring steel wire, corrosion protected.

Door Thickness

Suits hollow stile door sections with 28mm internal width and 50mm maximum external width.

Timber Doors: 32 to 50mm.

Door Clearance

To ensure correct functioning of the hook bolt on swing doors when used in conjunction with the security and latching strikes, the clearance between the frame and the door should be 3mm. However, the hook bolt will engage with a 0mm–5.5mm gap on fabricator fixing and 0mm–7.5mm on metal/timber fixing.

Security

All 3540 Series Cylinder Mortice Locks conform with Level S₁7 (Physical Security) Australian Lock Standard (AS 4145.2-2008).

Conformance with Level S₁8 (Physical Security) is available upon request.

Durability

All 3540 Series Cylinder Mortice Locks conform with level D8 (Durability) Australian Lock Standard (AS 4145.2-2008).

Cylinder

Five pin tumbler mechanism. Standard Lockwood oval shaped brass cylinders and brass barrels.

Keying

Standard Keying

- Supplied individually keyed with two keys per lock
- 78000 key combinations
- Key blank KB2015P

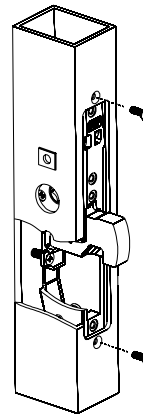
Restricted Special Keying

Lockwood locks can be keyed to a number of controlled and/or specially keyed systems. These range from legally protected keys to protect against unauthorised duplication and can also include specially designed keying systems such as master key systems. This allows for different levels of mechanical access control.

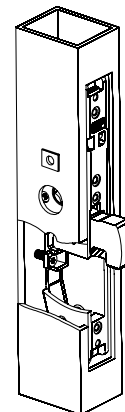
Please refer to assaabloy.com.au for keying systems or contact your local sales office or customer service for specific information.

Standard Finish

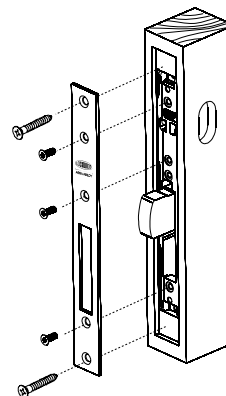
| | |
|-----------------------|----|
| Satin Chrome Brushed | SC |
| Polyester powder coat | PC |



Fabricator Fixing



Metal Fixing



Timber Fixing

3540 Short Backset Mortice Deadlock



Description

Short backset, swing bolt deadlocks suitable for narrow stile hinged doors.

Positive action deadbolt locked or unlocked by either key, turnknob, escape turn or lever handle.

Suitable for sliding doors where lock can be mounted to door jamb and deadbolt engages strike mounted to face of door.

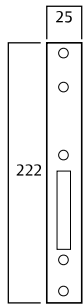
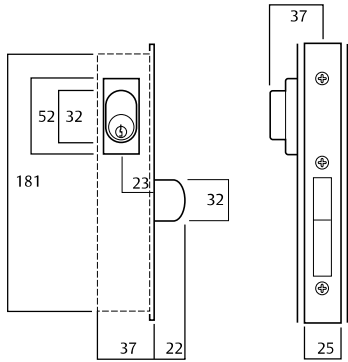
Features and Specifications

- 360 Degree key rotation for positive locking
- Sintered stainless steel bolt for strength
- Available in timber, fabricator and metal door fixing configurations.
- Designed and made in Australia for the specific needs of the Australian market
- Supported by a vast array of furniture options including case fix turns, surface mounted lever and turns and through fixed brass plate furniture.

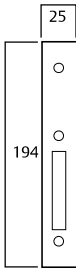
Product Details

| | |
|------------------------|---|
| Backset | 23mm |
| Bolt | 22mm projection sintered stainless steel. |
| Door Thickness | Suits hollow stile door sections with 28mm internal thickness and 50mm maximum external thickness. Timber Doors: 32 to 50mm. |
| Materials | High quality zinc alloy case |
| Standard Finish | Satin Chrome Brushed (SC) Polyester powder coat (PC) |

3540 Short Backset Mortice Deadlock



Brass Cover Plate
Timber Door



Brass Cover Plate
Metal Door



Aluminium Cover Plate
Metal Door

3540 Short Backset Mortice Deadlock

3540 Primary Lock (22mm Bolt Projection)

| Part Numbers | Description |
|--------------|--|
| 3540 | Aluminium Coverplate for Fabricator Fixing |
| 3640 | Brass Coverplate for Metal Door |
| 3740 | Brass Coverplate for Timber Door |



Description

Reversible.
Primary lock can be adapted to suit any function with the addition of appropriate furniture and cylinders.

3541 Short Backset Mortice Hook Bolt



Description

Short backset, swing-bolt deadlocks suitable for narrow stile sliding and swing doors. Positive action deadbolt is hooked to engage and lock into a latching or security strike when the bolt is in the thrown position.

Deadbolt is locked or unlocked by either key, turnknob, escape turn or lever handle.

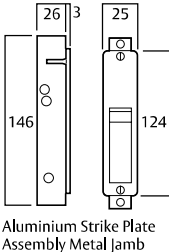
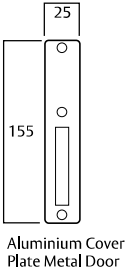
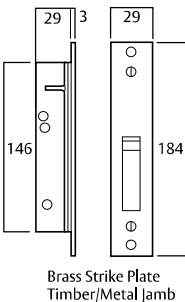
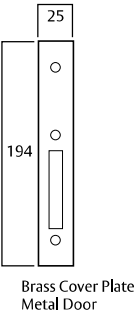
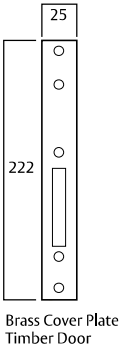
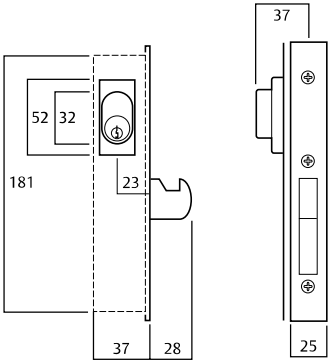
Features and Specifications

- 360 Degree key rotation for positive locking
- Sintered stainless steel bolt for strength
- Available in timber, fabricator and metal door fixing configurations.
- Designed and made in Australia for the specific needs of the Australian market
- Supported by a vast array of furniture options including case fix turns, surface mounted lever and turns and through fixed brass plate furniture.

Product Details

| | |
|-----------------------|---|
| Backset | 23mm and 30mm. |
| Bolt | 28mm projection sintered stainless steel. The bolt is hooked to suit sliding and swing applications and is chamfered for self latching. |
| Door Thickness | Suits hollow stile door sections with 28mm internal thickness and 50mm maximum external thickness. Timber Doors: 32 to 50mm. |
| Materials | High quality zinc alloy case |
| Strikes | Latching strike for sliding doors and non latching security strike for swing doors to protect against jemmying. |

3541 Short Backset Mortice Hook Bolt



3541 Short Backset Mortice Hook Bolt

Primary Lock (28mm Hook Bolt)

| Part Numbers | Description |
|--------------|--|
| 3541 | Aluminium Coverplate for Fabricator Fixing |
| 3641 | Brass Coverplate for Metal Door |
| 3741 | Brass Coverplate for Timber Door |



Description

Reversible.
Primary lock can be adapted to suit anyfunction with the addition of appropriate furniture and cylinders.

3541 Primary Lock Extended Backset (28mm Hook Bolt)

| Bolt Projection | 28mm |
|-----------------|--|
| 5541 | Aluminium Coverplate for Fabricator Fixing |
| 5741 | Brass Coverplate for Timber Doo |



Description

Reversible.
30mm extended backset.
Primary lock can be adapted to suit any function with the addition of appropriate furniture and cylinders.

3542 Short Backset Mortice Deadlock



Description

Short backset, swing bolt deadlocks suitable for narrow stile hinged doors.

Positive action deadbolt locked or unlocked by either key, turnknob, escape turn or lever handle.

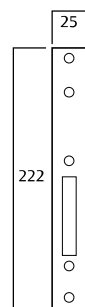
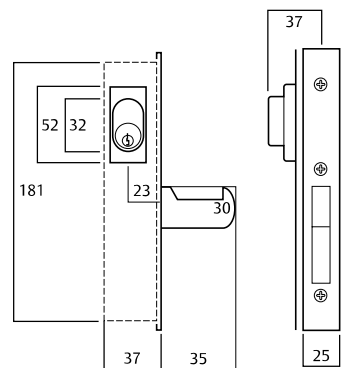
Features and Specifications

- 360 Degree key rotation for positive locking
- Sintered stainless steel bolt for strength
- Available in timber, fabricator and metal door fixing configurations.
- Designed and made in Australia for the specific needs of the Australian market
- Supported by a vast array of furniture options including case fix turns, surface mounted lever and turns and through fixed brass plate furniture.

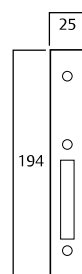
Product Details

| | |
|-----------------------|---|
| Backset | 23mm. |
| Bolt | 35mm projection sintered stainless steel |
| Door Thickness | Suits hollow stile door sections with 28mm internal thickness and 50mm maximum external thickness. Timber Doors: 32 to 50mm. |
| Materials | High quality zinc alloy case |

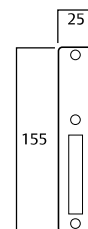
3542 Short Backset Mortice Deadlock



Brass Cover Plate
Timber Door



Brass Cover Plate
Metal Door



Aluminium Cover
Plate Metal Door

3542 Short Backset Mortice Deadlock

Primary Lock (35mm Bolt Projection)

| Part Numbers | Description |
|--------------|--|
| 3542 | Aluminium Coverplate for Fabricator Fixing |
| 3642 | Brass Coverplate for Metal Door |
| 3742 | Brass Coverplate for Timber Door |



Description

Reversible.
Primary lock can be adapted to suit anyfunction with the addition of appropriate furniture and cylinders.

3540 Series Short Backset Mortice Lock – Lever and Turn Options

Description

The 3540 series is supported by vast array of furniture options including case fix turns, surface mounted lever & turns and through fixed brass plate furniture.

Cylinder Turnsnibs

These variations interact with the cylinder mechanism of the lock either directly or via a turnsnib adaptor (included).



SP3540-T2 Teardrop Turn



SP3540-T4 Cylinder Turn



Cylinder Escape Turn SP3540-T5
(pictured, suits left hand door)
SP3540-T6 (suits right hand door)

Surface Mounted Hub Driven Turns and Levers

These variations interact directly with the hub mechanism on the lock via a lock spindle (included).



SP3540-T1 Escape Turn

Designed to meet the requirements of AS1428.1-2009 *Design for access and mobility* when used in turn knob applications ONLY



SP3540-L1 45° Lever

Designed to meet the requirements of AS1428.1-2009 *Design for access and mobility*



SP3540-L2 90° Lever
(pictured, suits right hand door)
SP3540-L3 (suits left hand door)

Designed to meet the requirements of AS1428.1-2009 *Design for access and mobility*

3540 Series Short Backset Mortice Lock – Lever and Turn Options

Through Fixed Brass Plate Furniture

In applications requiring more robust fixing a range of through fixed plates are available in slimline rectangular or round end plate options.

For positive through fixing an appropriate external plate is required from the 4800 or 5800 series brass plate furniture range.

When supplied with an appropriate lever these plates provide compliance with the requirements of AS1428.1. Where a symmetrical lever is used all configurations are site handable.

For a complete range of lever styles and finishes please refer plate door handles catalogue.



4980/70SC Square End 90 Degree Lever



5981/70SC Round End 45 Degree Lever

3540 Series Short Backset Mortice Lock

– Accessories

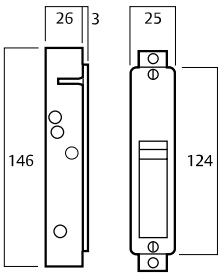
Strikes



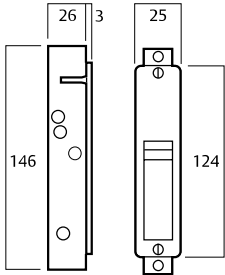
Latching Strike with Rear Support



Security Strike for Swing Doors



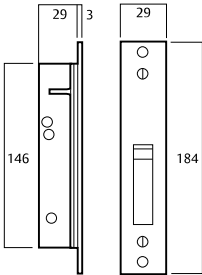
SP3540-LS
Latching Strike Fabricator Mounting



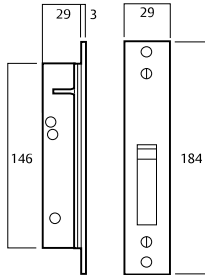
SP3540-SS
Security Strike Fabricator Mounting

Finish and Fixing Conversion Kits

| Part Numbers | Description |
|---------------|--|
| 3540-AFKITPC | Fabricator fixing powdercoat finish conversion kit. |
| 3540-MFKITSC | Metal door mounting conversion kit |
| 3540-TFKITSC | Brushed satin chrome timber door mounting conversion kit |
| 3540-TFKITPB | Polished brass timber door mounting conversion kit |
| 3540-TFKITCP | Chrome plate timber door mounting conversion kit |
| 3540-MTSKITSC | Metal/timber frame strike mounting conversion kit |



SP3640-LS
Latching Strike Timber/Metal Jamb



SP3640-SS
Security Strike Timber/Metal Jamb

The above kits can be used to convert a fabricator fixing 3541/3542 as noted.

Miscellaneous



SP3540-E Anti-lock Adaptor



SP3540-RB Retrofit Bracket Kit
contains 2 brackets and screws.



SP3540-2 Cylinder
SP3540-CE Cylinder
Escutcheon and retaining clip.
(sold separately)

