

Selector® 3782EL Short Backset Electric Mortice Locks



Designed and manufactured in Australia the Selector 3782EL is a high performance electric mortice lock for narrow stile hinged doors. Designed to meet the varying requirements of commercial applications, the lock is the ideal compliment to high security access control systems and a great locking product to use with intercoms, keypads and key switches due to the intuitive operation of a locked or unlocked handle. These locks comply with building regulations for single-action escape doors.

The 3782EL is a fully field configurable primary electric mortice lock providing significant benefit over previous models. The unique motor driven operation, high security monitoring capabilities and on board door status LEDs provides a significant advancement in the specification, distribution, installation and servicing of electric mortice locks.

Key Features

- Variable voltage from 9 – 28VDC
- Simple in field selection of power to lock or power to open

- Full range of monitoring including Request to Exit (REX), Deadlatch, Door position, Key Override Monitoring (KOM) and locked status
- On board door status LEDs improves installation and reliability
- Unique functions for reader in / reader out applications which allows external side to fail securely while internal side fails safe allowing free egress
- Motor driven providing lower power usage in power to lock applications
- 3 wire control means the power can be supplied independent to the locking control signal making the lock less susceptible to issues associated with voltage drop across long wiring runs

Standards and Compliance

S8

(Security) Australian Lock Standard (AS4145.2.2008) (when used with equivalent security level keying system)

D8

(Durability) Australian Lock Standard (AS4145.2.2008)

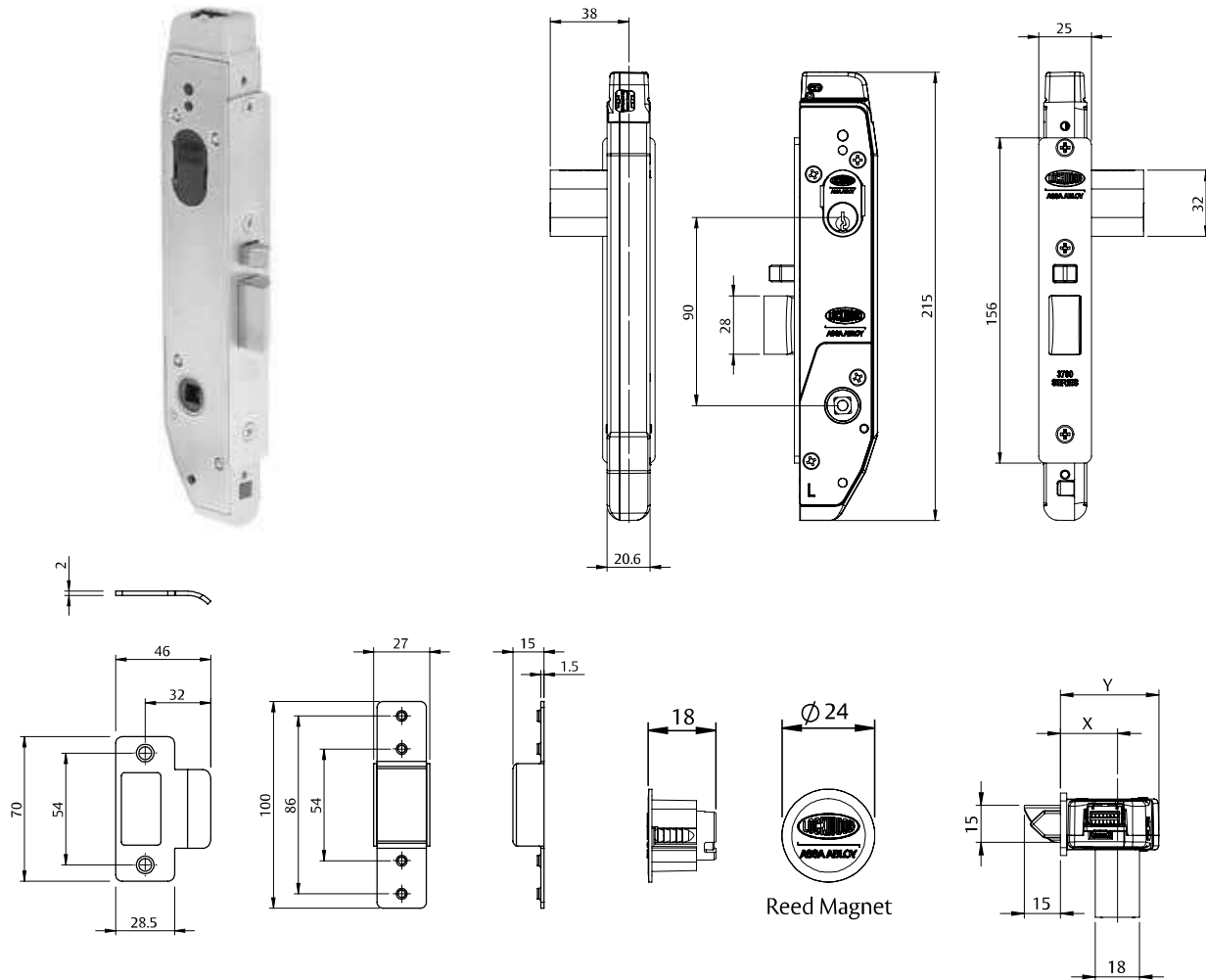


RCM Certified

Product Details

Voltage	9 – 28VDC
Current	300mA MAX (20mA continuous if LEDs are activated)
Monitoring	Key override (NC), Deadlatch (NC), Door Position (NC), REX (NO / NC) and Lock Status (NC) - all 30VDC 50mA MAX
Environment	Operational temperature range -15°C to +60°C
Case/Cover	High purity zinc alloy material cases with stainless steel chassis plates. Stainless steel faceplates provided as standard
Backset	23mm standard, 25.4, 30 and 38 mm extended available
Latch bolts	15mm stainless steel construction
Door Clearance	3 - 6.5 mm
Door thickness	Standard applications 32 to 50mm Extension kits available
Cylinder	Standard Lockwood oval shaped cylinders can provide mechanical key override. Key retracts bolt when used with either X7 cam or V cam. Locks are supplied with X7 cams included.
Cabling	Supplied with 3.6m cable with 12 pin connector and moisture deflecting boot supplied with each lock Recommended cabling: 18AWG (0.82mm ²) cable runs up to 30m
Furniture	Compatible with Lockwood 4800 and 5800 Series Brass Door Furniture. This includes function 11 (cylinder, lever and lens) and function 12 (lever and lens) which are specifically designed to work with this lock to allow the onboard LEDs to illuminate door status.
Finishes	Satin Stainless Steel (SS)

Selector® 3782EL Short Backset Electric Mortise Locks



Ordering Information

Part Number	Product Description
3782ELSS	3782EL 12-24VDC ELECTRIC MORTICE PRIMARY LOCK 23MM BACKSET
4782ELSS	4782EL 12-24VDC ELECTRIC MORTICE PRIMARY LOCK 25.4MM BACKSET
5782ELSS	5782EL 12-24VDC ELECTRIC MORTICE PRIMARY LOCK 30MM BACKSET
6782ELSS	6782EL 12-24VDC ELECTRIC MORTICE PRIMARY LOCK 38MM BACKSET

Limiting Dimensions

Dimensions	Backset			
X	23	25.4	30	38
Y	40	42.4	47	55

Specification Statement

The lock should be capable of operation on voltages of 9-28VDC and have a current consumption not more than 300mA (max). Locks should have selectable on-board LEDs and must be capable of monitoring the following functions: key override, door position/reed switch, request to exit, and locking bar status. All monitoring outputs must have the ability to be wired independently. All settings - including power to lock/power to open, handing, hub selection must be field configurable.

Selector® 3782EL Short Backset Electric Mortise Locks

Door Status Indication

The 3782EL features on board LEDs greatly improving the installation process for door furniture where door status indication is required by eliminating the need to wire furniture to the lock. To support this new plate furniture configurations have been established with an integrated lens providing simple red/green door status illumination.

Lockwood 4800 and 5800 series furniture with lens is available in a wide array of levers and finish options. Refer Lockwood Plate Door Furniture catalogue for available options.



4800 Series Shown

Selector® 3782EL Short Backset Electric Mortice Locks

Accessories - Cables and Adaptors

Part Number	Product Description
-------------	---------------------

SP3782EL-251	3782EL SERIES 9 PIN ADAPTOR TO RETROFIT 3582EL
--------------	------------------------------------------------

SP3782EL-252	3782EL SERIES CABLE 3.6M
--------------	--------------------------

SP3782EL-253	3782EL SERIES EXTENDED CABLE 7.5M
--------------	-----------------------------------

Note: The retrofit adaptor allows an existing 3582EL to be upgraded to a 3782EL lock without changing wiring. In installations where a power to open lock (3582ELE) is installed it is recommended to re-wire the door to support 3 wire control.

Alternative Finish Kits

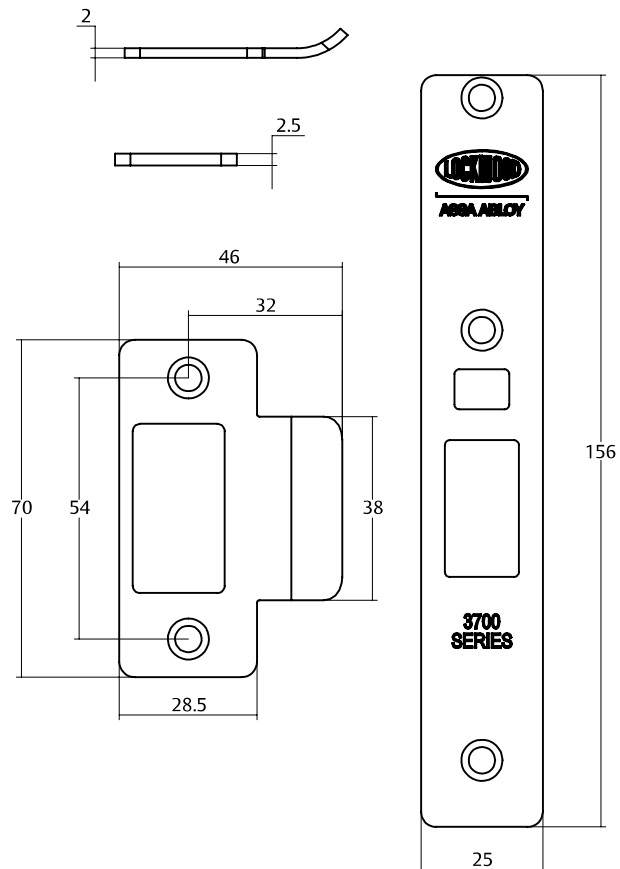
Part Number	Finish
-------------	--------

3782-FINKITCP*	Chrome Plate
----------------	--------------

3782-FINKITPC	Powder Coat
---------------	-------------

Finish kits include: Strike, faceplate and screws.
Finish kits are not suitable for use with 25.4mm backset 4782 lock.

*Screws not included.



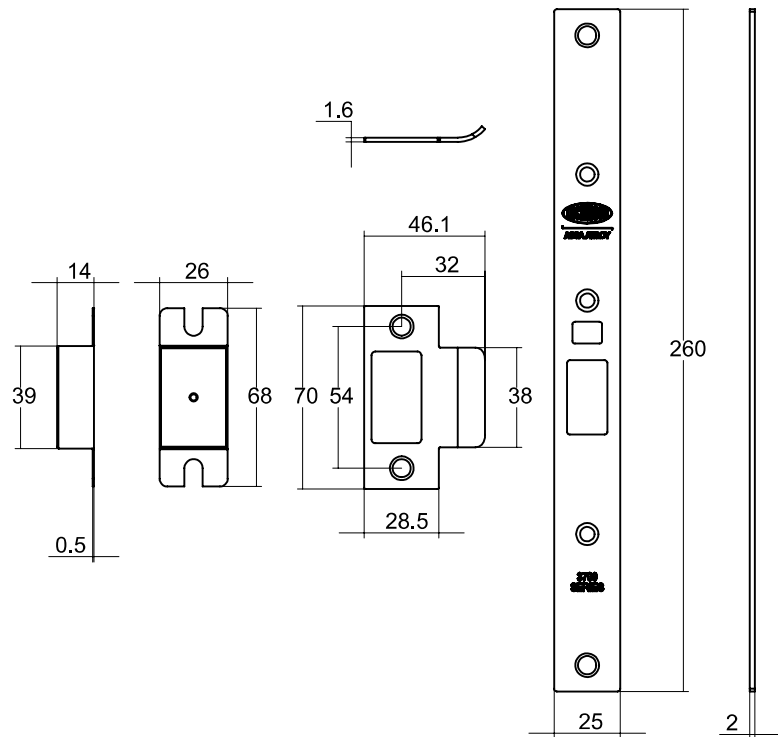
Selector® 3782EL Short Backset Electric Mortice Lock

Timber Door Fixing Kit

Part Number	Finish
3782-TFKITSS*	Stainless Steel
3782-TFKITCP*	Chrome Plate
3782-TFKITPB	Polished Brass

Timber door fixing kits are not suitable for use with 25.4mm backset 4782 lock.

*Faceplate screws not included



Security Faceplate Screw Kit

Part Number	Application
3782-SECKIT	To suit 3780 Series

Kit contains five replacement faceplate screws with tamper resistant TR20 Torx drive heads.

Selector® 3782EL Short Backset Electric Mortice Locks

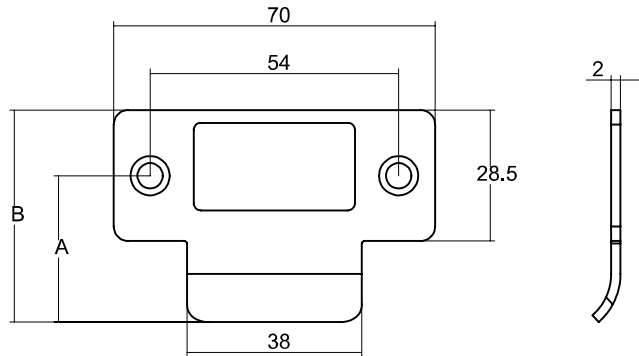
Strikes

Part Number	Lip Length A	Strike Length B
3782-STK32XX*	32mm	46.1mm
3782-STK74SS	74mm	88.5mm

To order, add finish code to part number.

XX designates the finish.

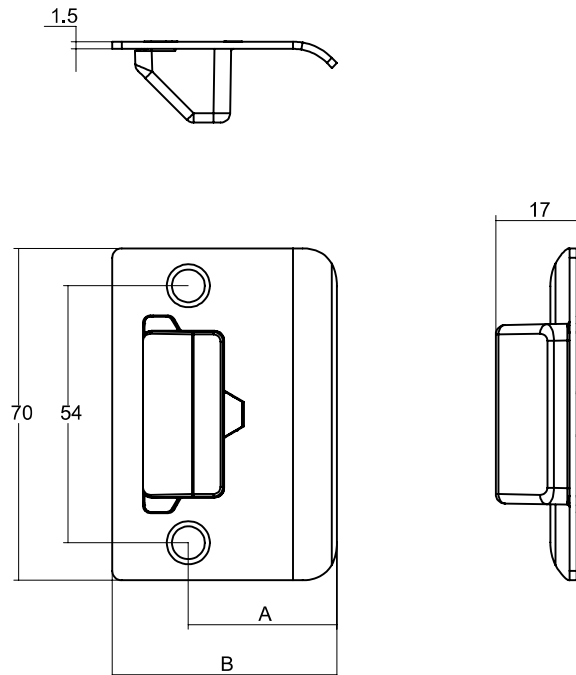
SS - Stainless Steel, **CP** - Chrome Plate, **PB** - Polished Brass.
32mm length strike supplied as standard.



Fabricator Strikes

Part Number	Lip Length A	Strike Length B
3782-FSTK32SS	32mm	47.2mm
3782-FSTK64SS	64mm	80.2mm

Stainless Steel D shaped strike with retained strike box allows for surface mounting of strike on frame stile where door gap permits.



Selector® 3782EL Short Backset Electric Mortice Locks

Rebate Kits

Part Number	Finish
5782-RK ##CP	Chrome Plate
5782-RK ##SS	Stainless Steel
5782-RK ##PB	Polished Brass

Rebate kits to suit 13mm rebated timber doors with minimum backset of 30mm.

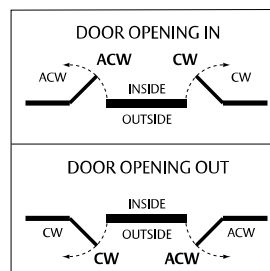
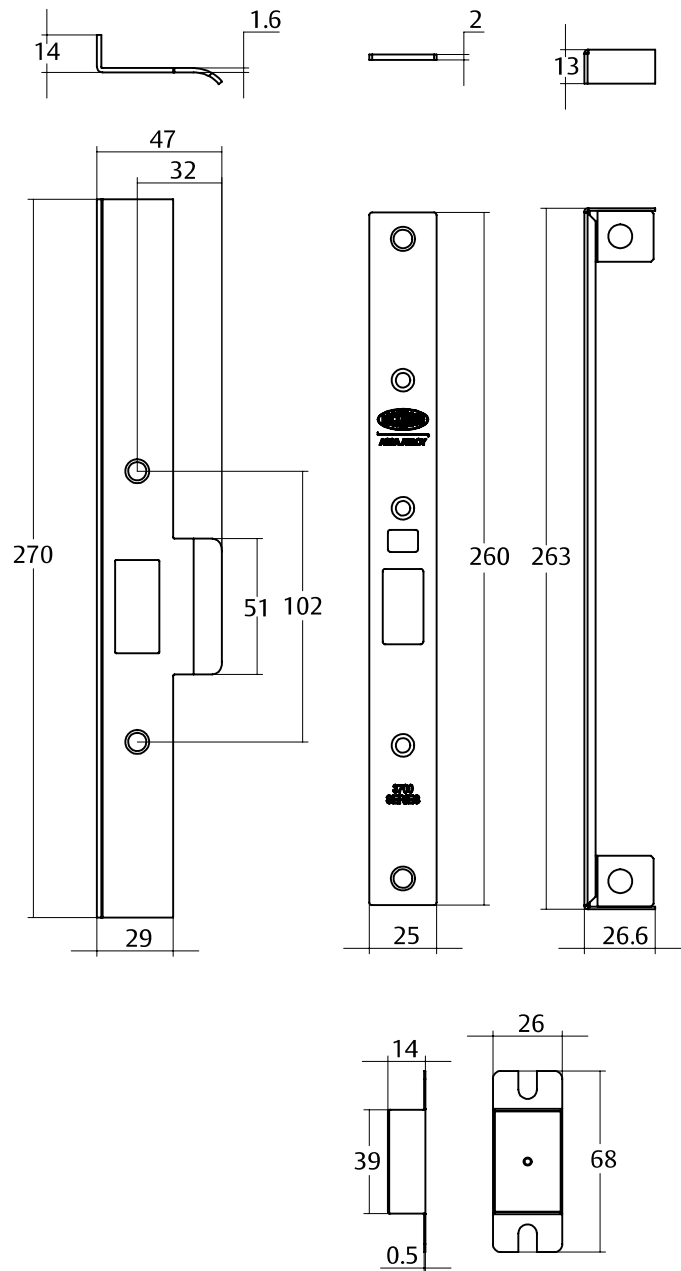
To order, add door handing to part number.

Refer to door handing guide at the bottom of page.

designates door handing.

CW - Clockwise

ACW - Anti-clockwise



CW (Clockwise) Left Hand open in
Right Hand open out

ACW (Anti-Clockwise) Left Hand open out
Right Hand open in

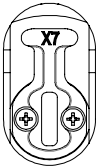
Selector® 3782EL Short Backset Electric Mortice Locks

Mortice Lock Spindles

Part Number	Pack Size	Length "A"	Door Thickness	
			Min	Max
SP3570-5018	10	33mm	32	50
SP3570-5228	1	45mm	50	75
SP3570-5238	1	58mm	75	100
SP3570-5258	1	108mm	100	200



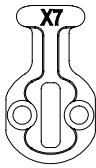
Single Cylinder Assemblies



"X7" Cam Cylinder
570C4/X7

Note: X7 Cam provides key override function by retracting the bolt. V Cam Cylinders can also be used but will only deliver the same function.

Cylinder Cams



"X7" Cam
SP3700/X7CAM

Note: X7 cams are available in packs of 100 only.

Selector® 3782EL Short Backset Electric Mortice Locks

Synergy Series Conversion Chart

Synergy Series	Selector® 3782EL Series	Outside Hub Locking Setting	Inside Hub Locking Setting	X7 Cylinders Required to Replicate Synergy Configuration
Escape Locks				
Monitored				
3582ELEM0#SC	3782ELSS	PTO	E	
3582ELEM1#SC	3782ELSS	PTO	E	1
3582ELEM2#SC	3782ELSS	PTO	E	2
3582ELEM4#SC	3782ELSS	PTO	E	
3582ELEM5#SC	3782ELSS	PTO	E	1
3582ELAM0#SC	3782ELSS	PTL	E	
3582ELAM1#SC	3782ELSS	PTL	E	1
3582ELAM2#SC	3782ELSS	PTL	E	2
3582ELAM4#SC	3782ELSS	PTL	E	
3582ELAM5#SC	3782ELSS	PTL	E	1
Non-Monitored				
3582ELEN0#SC	3782ELSS	PTO	E	
3582ELEN1#SC	3782ELSS	PTO	E	1
3582ELEN2#SC	3782ELSS	PTO	E	2
3582ELAN0#SC	3782ELSS	PTL	E	
3582ELAN1#SC	3782ELSS	PTL	E	1
3582ELAN2#SC	3782ELSS	PTL	E	2
Combination Locks				
Escape Locks Monitored				
3584ELEM0#SC	3782ELSS	PTO	PTO	
3584ELEM1#SC	3782ELSS	PTO	PTO	1
3584ELEM2#SC	3782ELSS	PTO	PTO	2
3584ELEM4#SC	3782ELSS	PTO	PTO	
3584ELEM5#SC	3782ELSS	PTO	PTO	1
3584ELAM0#SC	3782ELSS	PTL	PTL	
3584ELAM1#SC	3782ELSS	PTL	PTL	1
3584ELAM2#SC	3782ELSS	PTL	PTL	2
3584ELAM4#SC	3782ELSS	PTL	PTL	
3584ELAM5#SC	3782ELSS	PTL	PTL	1
Non-Monitored				
3584ELEN0#SC	3782ELSS	PTO	PTO	
3584ELEN1#SC	3782ELSS	PTO	PTO	1
3584ELEN2#SC	3782ELSS	PTO	PTO	2
3584ELAN0#SC	3782ELSS	PTL	PTL	
3584ELAN1#SC	3782ELSS	PTL	PTL	1
3584ELAN2#SC	3782ELSS	PTL	PTL	2

Note: Synergy locks were supplied in 12 and 24 volt configurations as Selector is variable voltage the same conversion part number applies. # denotes handing.

Selector® 3782EL Short Backset Electric Mortise Locks

Electrical Specifications

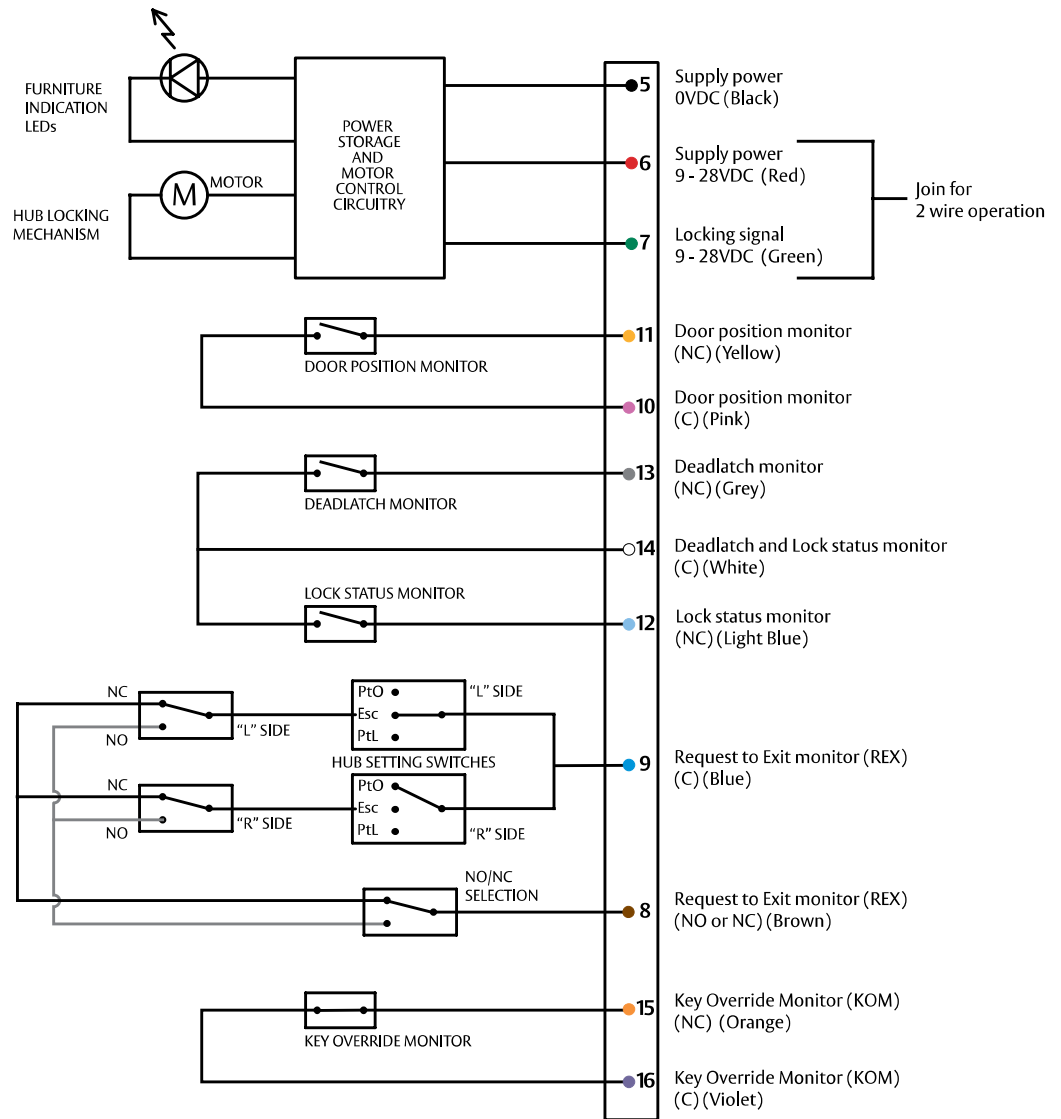
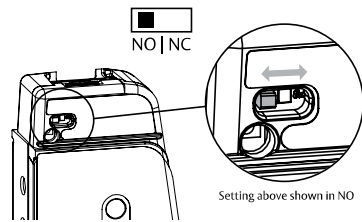
Circuit Diagram

Note: Schematic shows RH opened door with handle and key in rest state.

Key Override Monitor Selection

REX MONITORING SELECTION

- Adjust the slide switch on L side of lock to select Normally Open (NO) or Normally Closed (NC) operation of Request to Exit (REX) monitor.
- REX monitor only operates on escape side of lock.



SUPPLY POWER ~ 300mA MAX (5 seconds), 20mA continuous if LEDs are activated

- 5 Black 0VDC
- 6 Red 9 - 28VDC
- 7 Green 3 wire control signal (9 - 28VDC)

DOOR POSITION MONITOR ~ 50mA @ 30VDC

- 11 Yellow NC
- 10 Pink COM

DEADLATCH AND LOCK STATUS MONITORS ~ 50mA @ 30VDC

- 13 Grey Deadlatch monitor (NC)
- 14 White Deadlatch and Lock status (COM)
- 12 Light Blue Lock status monitor (NC)

HUB REQUEST TO EXIT MONITOR (REX) ~ 50mA @ 30VDC

- 9 Blue COM
- 8 Brown NO or NC

KEY OVER-RIDE MONITOR (KOM) ~ 50mA @ 30VDC

- 15 Orange NC
- 16 Violet COM

