

5800 Series Narrow Plate Brass Door Furniture



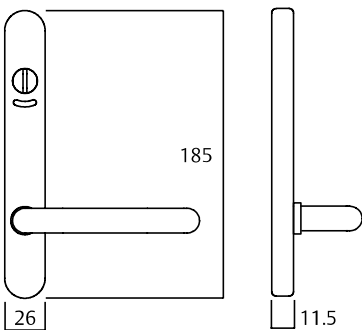
Functional, yet elegant, the soft lines of this round ended brass plate complement a wide range of levers.

Application

Designed for use with Lockwood Selector and Synergy Series short and standard backset mortice locks.

Additionally there are functions that are designed to work with Lockwood 3540 Series short backset mortice deadbolts.

Note: Certain lever designs are not compatible on short backset assemblies due to interference with the door stop. Refer to the backset suitability page at the end of this section.



Product Details

Dimensions	185 x 26 x 11.5mm
Door Thickness	External plates are supplied with fixing screws to suit door thickness between 32 and 50mm. For thicker doors, please refer to the brass furniture thicker doors page at the end of this catalogue section.
Fixing	Plates are designed to fit back to back. If outside plate is specified with concealed fixing, then the inside plate must be visible fixed.
Handing	Plates are not handed; levers may be reversed by removing the stop screw, except for handed levers and functions as shown in the ordering procedure at the end of this section.

Decorative Finishes	Standard Finish: Satin Chrome Brushed (SC)
	Non Standard Finishes: Chrome Plate (CP) Polished Brass (PB) Polyester Powdercoat (PC)*
Decorative Finishes	Special Finishes: Aged Brass (AG) Architectural Bronze (AZ) Architectural Bronze Unlaqured (AU) Antique Copper (AC) Oil Rubbed Bronze (ORB) Polished Brass Unlaqured (BU) Satin Brass (SB) Satin Brass Unlaqured (SBU)

Turn Functions Adjustable Tailbar Turn functions feature a unique mechanism that automatically adjusts the length of the tail bar to suit a particular door thickness.

Standards and Compliance

5600 Series has been successfully tested up to 4 hours with a fire rated Lockwood mortice lock on fire door assemblies (depending on type of doorset) in accordance with Australian Standard AS1905.1:2005, Fire Resistant Doorsets.



5800 Series lever sets have been successfully tested to conform with Level D8 (500,000 cycles) under Australian Standard AS4145.2-2008, Locksets and hardware for doors and windows.

D8

5800 Series in brushed satin chrome finish has been successfully tested to conform with Level C10 (1000 hours) under Australian Standard AS4145.2-2008, Locksets and hardware for doors and windows.



5800 Series is designed, assembled and customised in Australia to suit the requirements of the Australian Market.

5800 Series includes levers and turns (as shown) that meet the requirements of AS1428.1-2009, Design for access and mobility.



* Refer to the end of this catalogue for detailed images

5800 Series Plate Functions

Plates and Functions

(See Page 17 and 18 for Detailed Ordering Procedure Table and Part Numbers)

To suit 3780 Series Mortice Locks

5800/5900


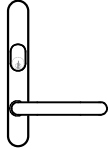
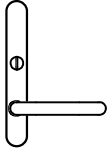
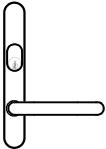
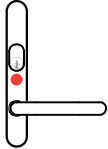
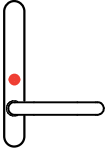

5800	5801	5803	5805	5807	5808	5809	5810	5811	5812	5814	5819
Exterior Plate Round-end Cylinder Only	Exterior Plate Round-end Cylinder & Lever	Exterior Plate Round-end Emergency Turn & Lever	Exterior Plate Round-end Lever Only	Exterior Plate Round-end Plain Plate	Exterior Plate Round-end Fixed Lever & Cylinder	Exterior Plate Round-end Fixed Lever Only	Exterior Plate Round-end Two Cylinders	Exterior Plate Round-end Cylinder, Lever & Lens	Exterior Plate Round-end Lever & Lens	Exterior Plate Round-end Privacy Indicating Emergency Turn & Lever	Exterior Plate Round-end Privacy Indicating Emergency Turn & Lower Cylinder
5900	5901	5904	5905	5906	5907	5908	5909	5910	5911	5912	5916
Interior Plate Round-end Cylinder Only	Interior Plate Round-end Cylinder & Lever	Interior Plate Round-end Turnknob & Lever	Interior Plate Round-end Lever Only	Interior Plate Round-end Turnknob Only	Interior Plate Round-end Plain Plate	Interior Plate Round-end Fixed Lever & Cylinder	Interior Plate Round-end Fixed Lever Only	Interior Plate Round-end Two Cylinders	Interior Plate Round-end Cylinder, Lever & Lens	Interior Plate Round-end Lever & Lens	Interior Plate Round-end Privacy Indicating Turnknob & Lever
5939	5941										
Interior Plate Round-end Disabled Accessible Turnknob & Lever	Interior Plate Round-end Privacy Indicating Disabled Accessible Turnknob & Lever										

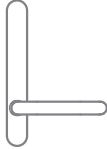

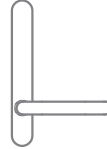
Note: Refer to page 18 for images of levers and knob styles available.


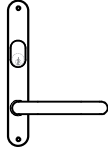
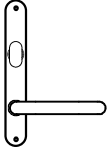

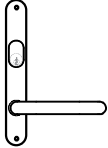
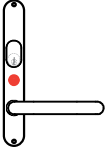
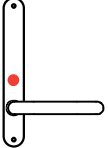
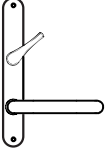
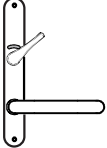
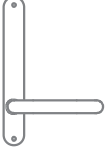

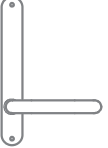
5800 Series Plate Functions

To suit 3770 & 3570 Series Mortice Locks 
5600/5700 (fire rated)

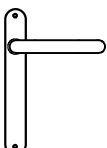
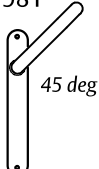
Functions 05, 07 & 09 use
 5800 / 5900 plate versions

5600	5601	5603	5608	5620	5622	5623
						
Exterior Plate Round-end Cylinder Only	Exterior Plate Round-end Cylinder & Lever	Exterior Plate Round-end Emergency Turn & Lever	Exterior Plate Round-end Fixed Lever & Cylinder	Exterior Plate Round-end Cylinder, Lever & LED	Exterior Plate Round-end Lever & LED	Exterior Plate Round-end Cylinder & LED

5805	5807	5809
		
Exterior Plate Round-end Lever Only	Exterior Plate Round-end Plain Plate	Exterior Plate Round-end Fixed Lever Only

5700	5701	5704	5706	5708	5720	5722	5739	5741	5905	5907	5909
											
Interior Plate Round-end Cylinder Only	Interior Plate Round-end Cylinder & Lever	Interior Plate Round-end Turnknob & Lever	Interior Plate Round-end Turnknob Only	Interior Plate Round-end Fixed Lever & Cylinder	Interior Plate Round-end Cylinder, Lever & LED	Interior Plate Round-end Lever & LED	Interior Plate Round-end Disabled Accessible Turnknob & Lever	Interior Plate Round-end Privacy Indicating Disabled Accessible Turnknob & Lever	Interior Plate Round-end Lever Only	Interior Plate Round-end Plain Plate	Interior Plate Round-end Fixed Lever Only

To suit 3540 Series Mortice Locks

5980	5981
	
Interior Plate Round-end Lever Only	Interior Plate Round-end Lever Angled Up 45°

Note: Refer to page 18 for images of levers and knob styles available.

4800 & 5800 Series Ordering Procedure

Example:

Sample part number 4801/53LCP is made up of several selections. Choose your product by selecting an option from each section.

Ordering procedure for door furniture to be used with Selector Series Mortice Locks 3770 and 3780 and for use with Synergy Series Mortice Locks 3570.

Plate Type	Plate Function	Lever Type	Handing	Finish
48	01	53	L	CP

Plate Type

Standard backset mortice locks 3570 Series (Synergy) and 3770 Series (Selector)	
Exterior Square End	46
Interior Square End	47
Exterior Round End	56
Interior Round End	57

Short backset mortice locks 3780 Series (Selector)	
Exterior Square End	48
Interior Square End	49
Exterior Round End	58
Interior Round End	59

Plate Function

Cylinder Only	00
Cylinder & Lever	01
Emergency Turn & Lever	03
Turnknob & Lever	04
Lever Only	05
Turnknob Only	06
Plain Plate	07
Two Cylinders	10
Disabled Accessible Turnknob	38
Disabled Accessible Turnknob & Lever	39
Privacy Indicating Disabled Accessible Turnknob	40
Privacy Indicating Disabled Accessible Turnknob & Lever	41

Plate Functions - 3570EL Series Synergy Electric Mortice Locks only

Cylinder, Lever & LED	20
Lever & LED	22
Cylinder & LED	23

Plate Functions - 3780 Series Mortice Lock only

Privacy Indicating Emergency Turn & Lever	14
Privacy Indicating Turnknob & Lever	16
Privacy Indicating Turnknob & Lower Cylinder	19
Disabled Accessible Turnknob	38
Disabled Accessible Turnknob & Lever	39
Privacy Indicating Disabled Accessible Turnknob & Lever	41

Plate Function - Handed

Fixed Lever & Cylinder	08
Fixed Lever Only	09
Cylinder, Fixed Lever & LED	21

Plate Functions - 3780EL Series Selector Electric Mortice Locks only

Cylinder, Lever and Lens	11
Lever & Lens	12

AS1428.1 Compliant Lever Types

102	111	112
115	116	118
124	131	132
133	142	144
145	155	166
47	59	70
74	76	77
90		

Non Compliant Lever/Knob Types

101	104	106
123	178	97
20		

Handed Levers

41	122	153
----	-----	-----

Notes: Certain lever designs are not compatible on short backset assemblies. See page 17 for specific lever design suitability details.

Refer to page 18 for detailed images of the levers and knobs that suit this range.

Finish

Aged Brass	AG
Architectural Bronze	AZ
Architectural Bronze Unlacquered	AU
Antique Copper	AC
Chrome Plate	CP
Oil Rubbed Bronze	ORB
Polished Brass	PB
Polished Brass Unlacquered	BU
Polyester Powdercoat	PC*
Satin Brass	SB
Satin Chrome	SC
Satin Brass Unlacquered	SBU

* Refer to the end of this catalogue for detailed images of all decorative finishes from this section.

Handing

Right Handed	R
Left Handed	L

NB: Omit if non-handed

4800 & 5800 Series Ordering Procedure

Ordering procedure for door furniture to be used with 3540 Series Mortice Locks

Plate Type	Plate Function	Lever Type	Finish
48	80	70	SC

Platform Name	
Exterior Square End	48
Interior Square End	49
Exterior Round End	58
Interior Round End	59

Plate Function	
Lever Only	80
Lever - Angled Up 45°	81

Lever Type	
67	
AS1428.1 Compliant Levers	
70	77

Note: Certain lever designs are not compatible on short backset assemblies. See page 17 for specific lever design suitability details.

See page 18 for details on lever images and dimensions.

Finish	
Aged Brass	AG
Architectural Bronze	AZ
Architectural Bronze Unlacquered	AU
Antique Copper	AC
Chrome Plate	CP
Oil Rubbed Bronze	ORB
Polished Brass	PB
Polished Brass Unlacquered	BU
Polyester Powdercoat	PC
Satin Brass	SB
Satin Brass Unlacquered	SBU
Satin Chrome	SC

** Refer to the end of this catalogue for detailed images of all decorative finishes from this section.*

4800 & 5800 Series Lever Suitability

Application

All narrow style door furniture will be closer to the door frame. Lever handles with 90 degree angles can cause the lever stem to hit the door frame and prevent the door from opening. The table below provides a guide to lever compatibility and each model of short backset lock from 3782 to 6782. Based on 12mm doorstop.

Lever Number	3782	4782	5782	6782
	3540 23mm	25.4	30mm	38mm
41	X	X	✓	✓
59	X	X	✓	✓
70	✓	✓	✓	✓
74	X	X	✓	✓
76	X	X	✓	✓
77	✓	✓	✓	✓
90	X	X	✓	✓
97	✓	✓	✓	✓
101	X	X	✓	✓
102	✓	✓	✓	✓
104	X	✓	✓	✓
106	X	X	✓	✓
111	X	X	✓	✓
112	X	X	✓	✓
115	✓	✓	✓	✓
116	X	X	✓	✓
118	X	X	✓	✓
122	X	X	✓	✓
122	X	X	✓	✓
123	X	X	✓	✓
124	X	X	✓	✓
131	X	X	✓	✓
132	X	X	✓	✓
133	X	X	✓	✓
144	X	✓	✓	✓
145	X	X	✓	✓
153	X	X	✓	✓
155	X	✓	✓	✓
166	X	X	✓	✓
178	X	X	✓	✓
180	X	✓	✓	✓