

Bolts and Latches

5260 Tubular Latch Accessories

Description	Part Number	Commercial / Residential	Function	Spindle Supplied
5200 D STRIKE CHROME PLATE	5200/STRIKEDCP	Residential	Strike	No
5200 D STRIKE SATIN CHROME	5200/STRIKEDSC	Residential	Strike	No
5200 D STRIKE SATIN PEARL	5200/STRIKEDSP	Residential	Strike	No
5200 ROUND STRIKE CHROME PLATE	5200/STRIKERCPC	Residential	Strike	No
5200 T STRIKE CHROME PLATE	5200/STRIKETCP	Commercial	Strike	No
5200 T STRIKE POLISHED BRASS	5200/STRIKETPB	Commercial	Strike	No
5200 T STRIKE BRUSHED SATIN CHROME PLATE	5200/STRIKETSC	Commercial	Strike	No
5200 T STRIKE SATIN PEARL	5200/STRIKETSP	Commercial	Strike	No

8530 Special Latch

Description	Finish	Packaging	Part Number
Double bevel latch	Satin Chrome	Trade	8530-305SC
Top latch adaptor plate	Satin Stainless Steel	Trade	SP8530-114SSS

A special purpose latch featuring a double bevel aluminium bronze bolt to be used in specialist applications. A comprehensive range of accessories are available for use with the 8530-305SC latch.

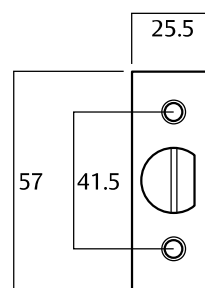
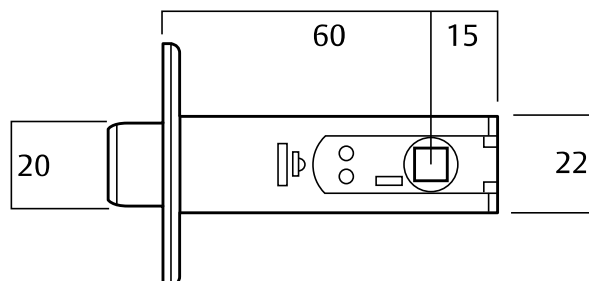
Features and Specifications

Features

Double bevel aluminium bronze bolt
4hr fire rated
60mm backset
Supplied with fixing screws

Suitability

Single push and pull doors
Double push and pull doors.



The Lockwood 8530 latch has been successfully tested to 4 hours on fire door assemblies in accordance with Australian Standards As 1905.1-2005, Part 1: Fire Resistant Doorsets

Bolts and Latches

8530 Special Latch Strikes

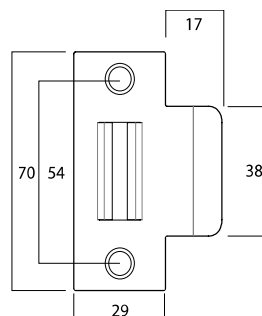
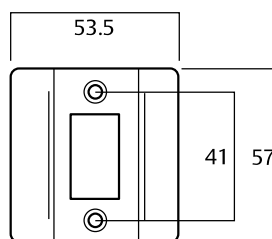
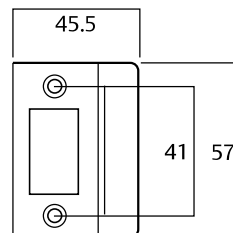
Description	Finish	Packaging	Part Number
Single angle strike	Satin Chrome	Trade	SP8530-353SC
Double angle strike	Satin Chrome	Trade	SP8530-253SC
T strike	Satin Stainless Steel	Trade	SP8530-5053SSS

A range of strikes to be used with the 8530 Double Bevel latch in specialist applications.

Features and Specifications

Features

SP8530-353SC and SP8530-253SC supplied with fixing screws.



8530 Special Latch Turn Knob

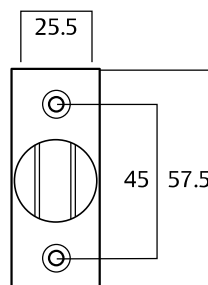
Description	Finish	Packaging	Part Number
Turn Knob	Satin Chrome	Trade	SP8530-57SC
Spindle PK=20	Satin Chrome	Trade	SP8530-27

A solid brass turn knob to be used with the 8530 Double Bevel latch in specialist applications.

Features and Specifications

Features

Solid brass
Spindle included
Supplied with fixing screws



Bolts and Latches

Non Electric Strike

Finish	Packaging	Part Number
Satin Stainless Steel	Trade	107501-090

The Lockwood Non-Electric Strike is used with the 8530-305SC Double Bevel latch on E Core fire doors that require a push/pull function.

The profile of the Lockwood Non-Electric Strike has the same dimensions as a universal strike plate (70mm height x 29mm width and 55mm between centers of fixing holes). This allows the Lockwood Non-Electric Strike to be installed directly into a universal strike preparation with minor depth adjustment to the doorframe.

The body (depth 28mm) is cast stainless steel with the faceplate Satin Stainless in finish. The stainless steel keeper is held within the body by a single bronze pin and has a spring to return the keeper. A U-shaped rubber buffer is fitted to minimize impact shock and noise of the keeper.

Note: Strike to be ordered separately

Features

Features

- Fire tested up to 4 hours
- Australian design and manufactured
- Full stainless steel keeper and body
- Corrosion resistant
- Easily installed
- Low maintenance

Fire Rated

The Lockwood Non- Electric strike has been successfully tested to 4 hours on an E Core fire door at the CSIRO to Australian Standards AS 1530.4

