

General Hardware

Mortice Locks

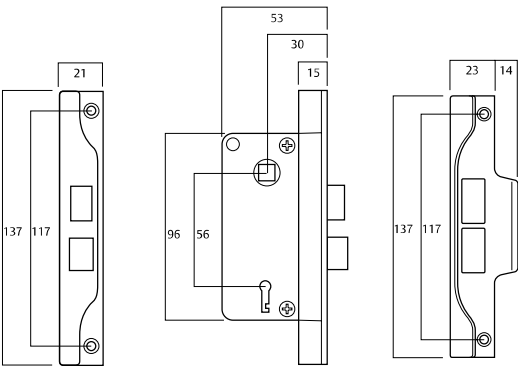
L1700 Narrow Rebated Mortice Lock

Features & Specifications:

- 30mm backset. 12 mm rebate
- Zinc machine cast case, follower, faceplate, strike and deadbolt
- Reversible brass latch bolt –6 key changes
- Display packed with fixing screws and two bit keys

Key Blanks

L1700-1-V14BBZ to L1700-6-V14BBZ



| Product | Backset | Finishes | Packaging | Part No |
|---------|---------|----------------------|--------------|-----------|
| L1700 | 30mm | Bright Chrome | Display pack | L1700CPDP |
| | | Polished Brass Plate | Display pack | L1700PBPD |
| | | Satin Chrome | Display pack | L1700SCDP |

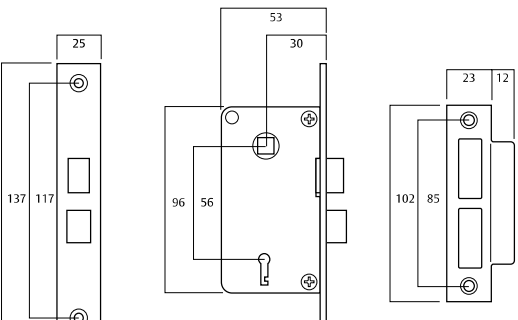
L1701 Narrow Mortice Lock

Features & Specifications:

- 30mm backset
- Zinc machine cast case, follower, faceplate and deadbolt
- Stainless steel strike
- Reversible brass latch bolt – 6 key changes
- Display packed with fixing screws and two bit keys

Key Blanks

L1700-1-V14BBZ to L1700-6-V14BBZ.



| Product | Backset | Finishes | Packaging | Part No |
|---------|---------|----------------------|--------------|-----------|
| L1701 | 30mm | Bright Chrome | Display pack | L1701CPDP |
| | | Polished Brass Plate | Display pack | L1701PBPD |
| | | Satin Chrome | Display pack | L1701SCDP |

Mortice Locks

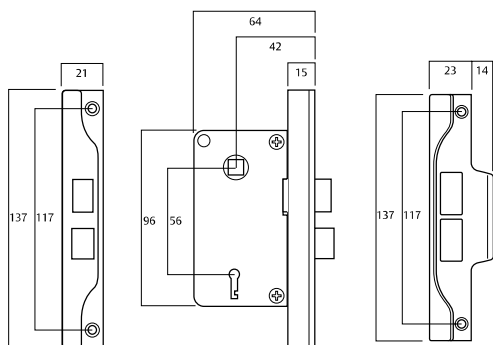
L1702 Rebated Mortice Lock

Features & Specifications:

- 41mm backset, 12mm rebate
- Zinc machine cast case, follower, faceplate, strike and deadbolt
- Reversible brass latch bolt – 6 key changes
- Display packed with fixing screws and two bit keys

Key Blanks

L1700-1-V14BBZ to L1700-6-V14BBZ



| Product | Backset | Finishes | Packaging | Part No |
|---------|---------|----------------------|--------------|-----------|
| L1702 | 42mm | Bright Chrome | Display pack | L1702CPDP |
| | | Polished Brass Plate | Display pack | L1702PBPD |
| | | Satin Chrome | Display pack | L1702SCDP |

Domestic Door Furniture

A range of door furniture for use with mortice locks and tubular latches, having a 7.5mm square spindle and a minimum backset of 30mm. Available in the L392 Series Lock Furniture and L393 Series Latch Furniture.

Features & Specifications:

- Spring loaded lever handles
- Zinc alloy cast lever handles and plates
- Display packed with fixing screws and spindle

| Product | Function | Finishes | Packaging | Part No |
|---------|----------|--------------|--------------|----------|
| L393 | Latch | Chrome | Display pack | L393CPDP |
| | | Satin Chrome | Display pack | L393SCDP |

