

# Flush Pulls



The range of Lockwood Flush Pulls offer multiple solutions for flush mount door furniture.

## Application

The range of Lockwood Flush Pulls are suited to numerous applications which require the door furniture to be flush with the surface of the door.

## Product Details

### Finishes

Satin Stainless Steel (SS)  
Polished Stainless Steel (PS)  
Chrome Plate (CP)  
Satin Chrome Pearl (SP)  
Polished Brass Plate (PBP)

### Materials

Zinc  
Stainless Steel

## Standards and Compliance



These products have been successfully tested in accordance with AS 2331-3.1:2001. Neutral Salt Spray Test (NSS TEST).

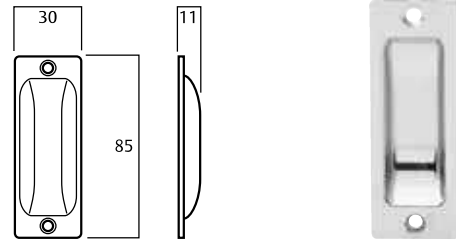
# Flush Pulls

## L609

Dimensions	Finish	Packaging	Part Number
85 x 30mm	Chrome Plate	Display	L609CPDP
	Polished Brass Plate	Display	L609PBPD
	Satin Chrome Pearl	Display	L609SPDP

### Features and Specifications

- Zinc alloy cast flush pull
- Display packed, complete with fixing screws

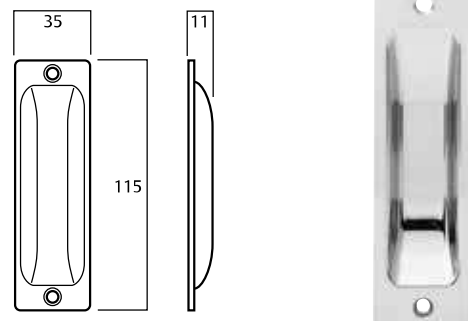


## L611

Dimensions	Finish	Packaging	Part Number
115 x 35mm	Chrome Plate	Display	L611CPDP
	Polished Brass Plate	Display	L611PBPD
	Satin Chrome Pearl	Display	L611SPDP

### Features and Specifications

- Zinc alloy cast flush pull
- Display packed, complete with fixing screws

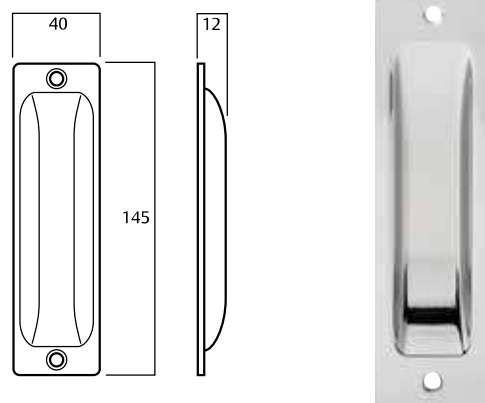


## L610

Dimensions	Finish	Packaging	Part Number
145 x 40mm	Chrome Plate	Display	L610CPDP
	Satin Chrome Pearl	Display	L610SPDP

### Features and Specifications

- Zinc alloy cast flush pull
- Display packed, complete with fixing screws



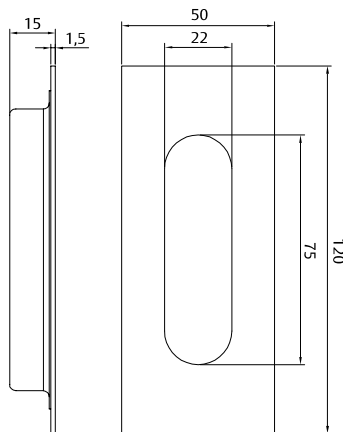
# Flush Pulls

## FP1-120

Dimensions	Finish	Packaging	Part Number
120 x 50mm	Satin Stainless Steel	Trade	FP1-120SS
	Polished Stainless Steel	Trade	FP1-120PS

### Features and Specifications

- Stainless steel flush pull
- Trade packed, complete with fixing screws



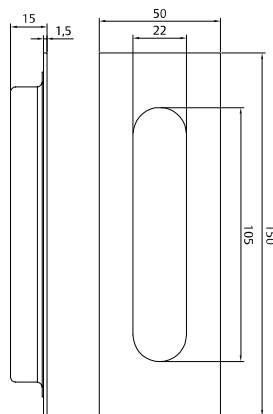
## FP1-150

Dimensions	Finish	Packaging	Part Number
150 x 50mm	Satin Stainless Steel	Trade	FP1-150SS
	Polished Stainless Steel	Trade	FP1-150PS

**Note:** Fixing screws included.

### Features and Specifications

- Stainless steel flush pull
- Trade packed, complete with fixing screws



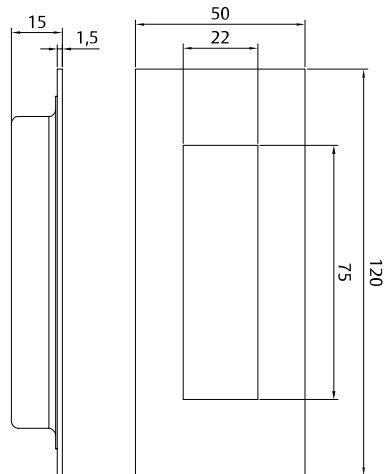
# Flush Pulls

## FP2-120

Dimensions	Finish	Packaging	Part Number
120 x 50mm	Satin Stainless Steel	Trade	FP2-120SS
	Polished Stainless Steel	Trade	FP2-120PS
	Matte Black	Trade	FP2-120MBK

### Features and Specifications

- Stainless steel flush pull
- Trade packed, complete with fixing screws

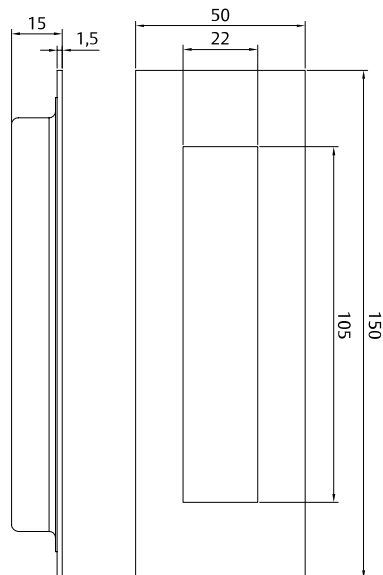


## FP2-150

Dimensions	Finish	Packaging	Part Number
150 x 50mm	Satin Stainless Steel	Trade	FP2-150SS
	Polished Stainless Steel	Trade	FP2-150PS
	Matte Black	Trade	FP2-150MBK

### Features and Specifications

- Stainless steel flush pull
- Trade packed, complete with fixing screws



# Flush Pulls

## Vivid Collection Flush Pulls

Part Number	Finish
<b>VIVFP2-150SBPVD</b>	PVD Satin Brass
<b>VIVFP2-150GMPVD</b>	PVD Satin Gun Metal
<b>VIVFP2-150BZPVD</b>	PVD Satin Bronze

### Features and Specifications

- Comes in three coloured PVD finishes to match the rest of the products in the Vivid® Collection.
- Trade packed, complete with fixing screws

