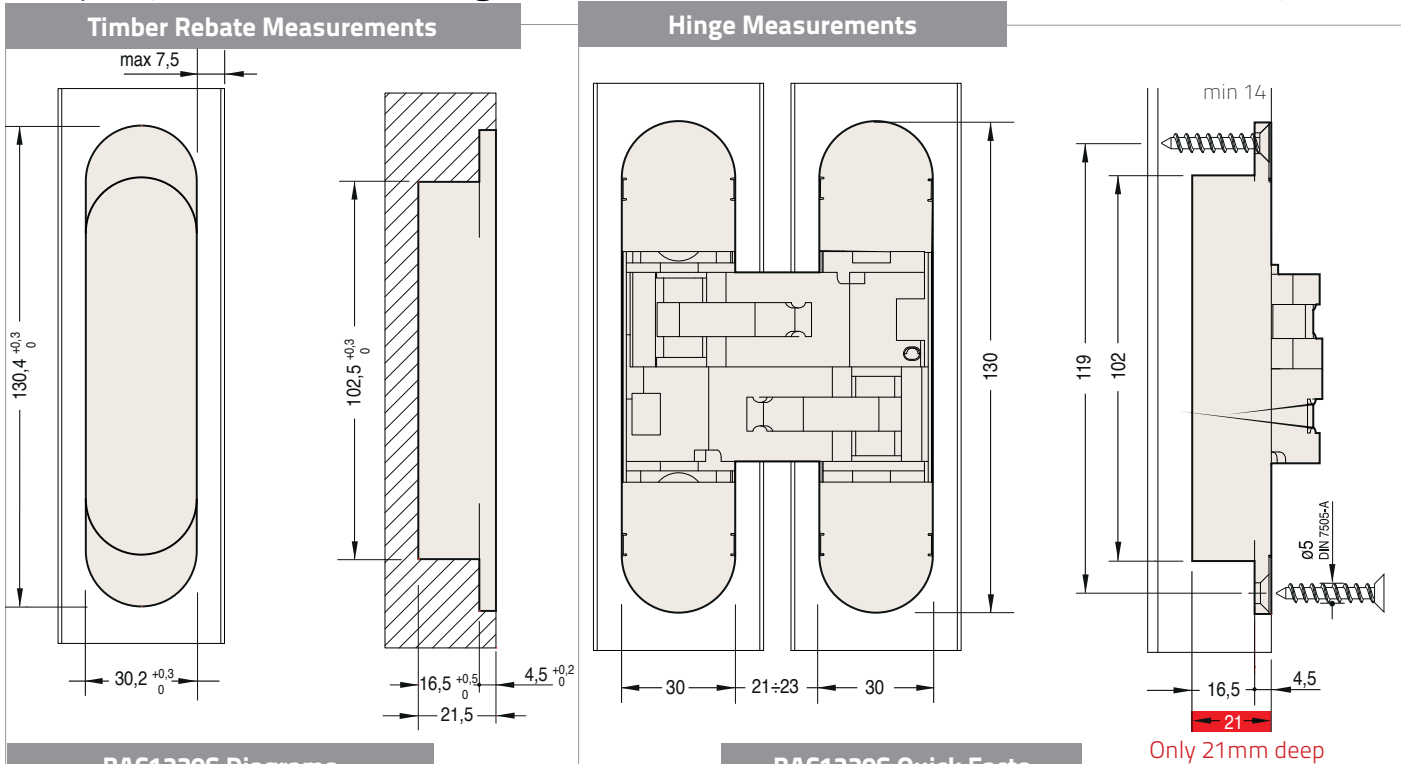
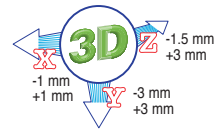


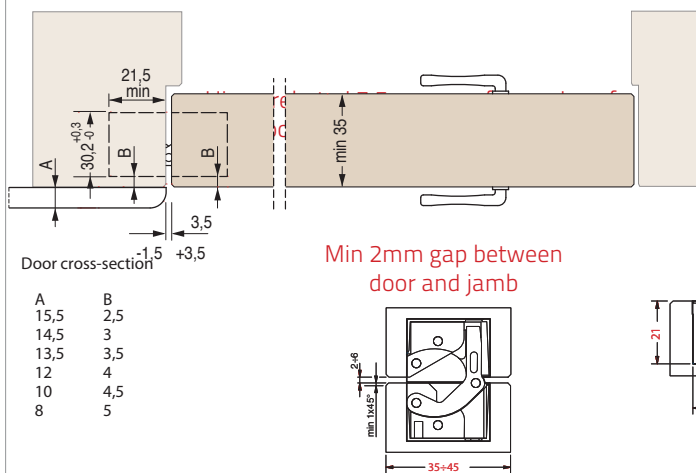
3D Concealed Hinge BAC1230S Technical Data

Fully Adjustable: Max 85kg (based on door 2040 x 900mm)



Only 21mm deep

BAC1230S Diagrams



BAC1230S Quick Facts

- 3D adjustable
- CEAM quick release system
- Available in multiple finishes
- 100% Made in Italy for over 50 years
- Suitable for high frequency opening doors
- Jig & router template available for easy installation
- Suitable for internal & external (under cover) locations
- Suitable for residential, commercial & industrial locations

Note: if being used with a door closer see page 40.

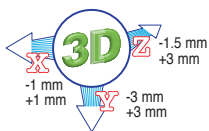
Hinge Position

- 2 hinges per door
- 3 symmetrical per door
- 3 asymmetrical per door
- 4 hinges per door

No. of Hinges based on Door Height, Width & Weight

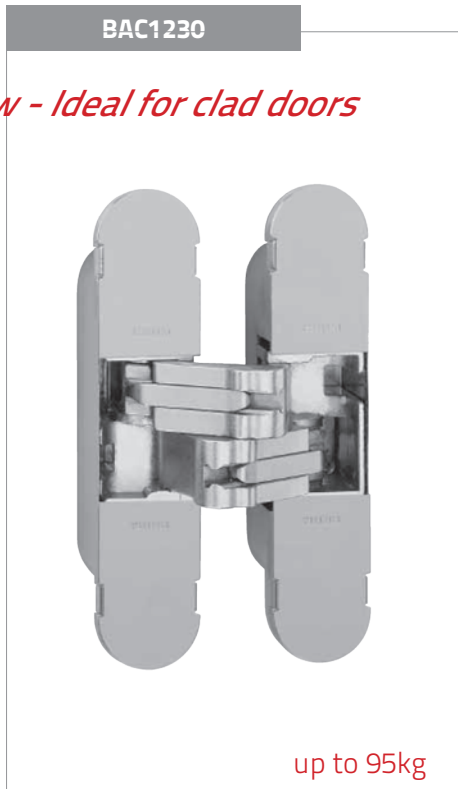
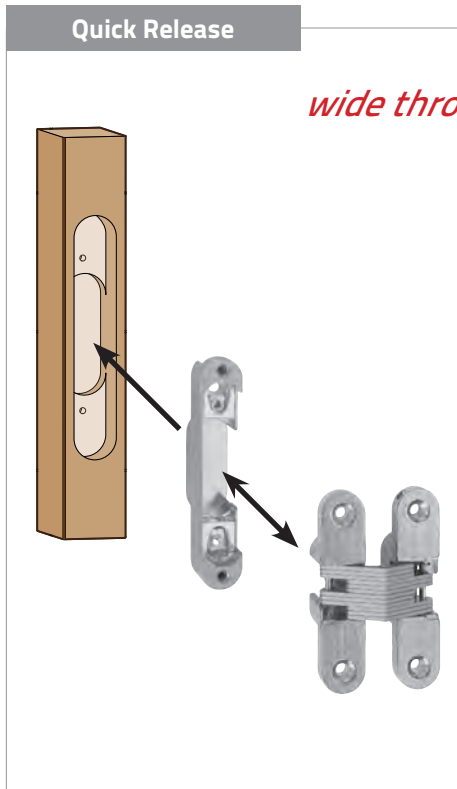
0 > door < 2100 mm	Max Door Weight in KG						
2 Hinges	n.a.	30	40	50	53	60	63
3 Symmetrical hinges	n.a.	44	60	70	73	80	85
3 asymmetrical hinges	n.a.	49	62	74	76	83	90
4 Hinges	40	54	68	80	85	90	95
2101 > door < 2700 mm	Max Door Weight in KG						
3 Symmetrical hinges	39	45	50	60	64	67	70
3 asymmetrical hinges	43	52	58	62	67	71	75
4 hinges	46	55	60	65	72	78	83
2701 > door < 3200 mm	Max Door Weight in KG						
3 Symmetrical hinges	n.a.	41	44	50	59	65	70
4 hinges	40	44	48	53	64	70	78
Max door width in mm	1201-1300	1101-1200	1001-1100	901-1000	801-900	701-800	601-700





3D Concealed Hinge BAC1230S Functional Data

Fully Adjustable: Max 85kg (based on door 2040 x 900mm)



The BAC1230S 3D adjustable concealed hinge is revolutionary in its design and is rated to carry a 95kg door to 180° opening aperture.

A blended door to wall look and feel: once closed, the BAC1230S hinge becomes invisible, hidden away by the jamb and the door butting up against each other.

Walls no longer need to be visually interrupted by the traditional butt hinge where the two leaves of the hinge meet and protrude out past the jamb.

The formal architectural composition of a wall can now continue without interruption, creating an aesthetically appealing appearance that is truly clean and elegant.

Quick release: CEAM's quick release system is revolutionary - once the hinge is installed, you never need touch the door or jamb again.

The hinge sits within a cup, the cup is rebated and fixed to the door and jamb, the hinge is then fastened to the cup. As a result, if the door needs to come down, all you do is unscrew the locking bolts and remove the hinge from the cup.

The door can be removed and reinstalled for painting and adjustments without damaging timber or paint work, saving time and money.

Door movement: over time, this can be an expensive problem to fix. Not with

the BAC1230S 3D adjustable hinge; it specifically caters for door movement.

Once movement occurs, a door may not close properly or rub the paintwork. To fix, the door needs to come down and then the door and/or jamb needs to be planed and repainted; a costly and time consuming effort.

Using the BAC1230S, simply adjust the position of the door via the settings within the hinge. This adjustment is done without the door coming down.

S.T.A.R.S.

BAC1230S Quick Facts

Min. door thickness	35mm
Max. door weight	95kg (subject to door size & weight)
Narrow timber rebate	21mm (ideal for thin jambs)
Gap when closed	2mm
Working aperture	180°
Manufacturing location	100% Made in Italy
Reliability	Certified to over 200,000 cycles
Adjustable	3D adjustment on 3 (X,Y,Z) axes
Quick Release	CEAM quick release system, never need to touch the door or jamb again



BAC1230S Order Codes	
BAC1230SSI	Silver
BAC1230SNI	Polished Nickel
BAC1230SBZ	Bronze
BAC1230SBL	Black
BACJIG-BACT1230S	Jig & hinge template (rent or buy) pg.45-47