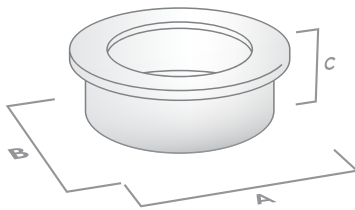




# FLUSH

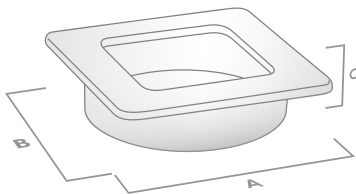
The Minimal Collection

## Round Flush Pull



Code	Diameter (A)	Depth (C)	Cut-out (B)	Finish
764.030.06	30mm	12mm	25mm	Polished Chrome
764.030.15	30mm	12mm	25mm	Satin Chrome
764.040.06	40mm	12mm	35mm	Polished Chrome
764.040.15	40mm	12mm	35mm	Satin Chrome

## Square Flush Pull



Code	Diameter (A)	Depth (C)	Cut-out (B)	Finish
768.039.06	39mm	12mm	35mm	Polished Chrome
768.039.15	39mm	12mm	35mm	Satin Chrome
768.050.06	50mm	12mm	44mm	Polished Chrome
768.050.15	50mm	12mm	44mm	Satin Chrome

Available Finishes:



Polished Chrome




Satin Chrome



# FLUSH


The Minimal Collection

## Oval Flush Pull



Code	Length (A)	Width (B)	Depth (C)	Cut-out	Finish
764.150.03	150mm	40mm	12mm	25 x 101mm	Antique Brass
764.150.06	150mm	40mm	12mm	25 x 101mm	Polished Chrome
764.150.15	150mm	40mm	12mm	25 x 101mm	Satin Chrome

## Rectangle Flush Pull



Code	Length (A)	Width (B)	Depth (C)	Cut-out	Finish
776.145.06	145mm	50mm	13mm	40 x 139mm	Polished Chrome
776.145.15	145mm	50mm	13mm	40 x 139mm	Satin Chrome

Available Finishes:



Antique Brass



Polished Chrome



Satin Chrome