

**halliday
baillie**

HB 1650 D SERIES - 250mm FLUSH PULLS OFFSET GRIP DOOR SERIES – 55mm BACKSET

The HB1650 D Offset Pull Door Set is a mid-sized series for use on swing doors including hinge, pivot, and bi-fold sets where scale is required or the doors are heavy. The matching sliding/pocketing door set is the HB 1650.

Sets utilize the longer HB 677 flush pulls which offer a deeper internal finger area and an offset grip to one side resulting in left and right-handed options. Please indicate whether a left or right-handed snib flush pull is required for order.

Flush Pull Material : Diecast Zinc and Brass

Lock Body Material : Diecast Zinc, Brass, 316 Stainless Steel

Backset : 55mm

Minimum door thickness : 45mm

Flush pulls : 250 x 46 x 18

Internal grip depth : 16mm

Suitable for timber or large profile aluminium doors.

Standard HB 1650 D set includes :

- HB 690 D Series Dead Bolt Lock Body
- Two HB 677 Flush Pulls
- HB 604 Timber Fixing Kits (one set for HB 1657)
- Strike and Dust Box
- Two spindle lengths (please specify door thickness for doors over 60mm)
- Fasteners

Configurations :

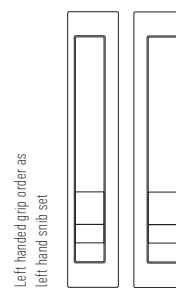
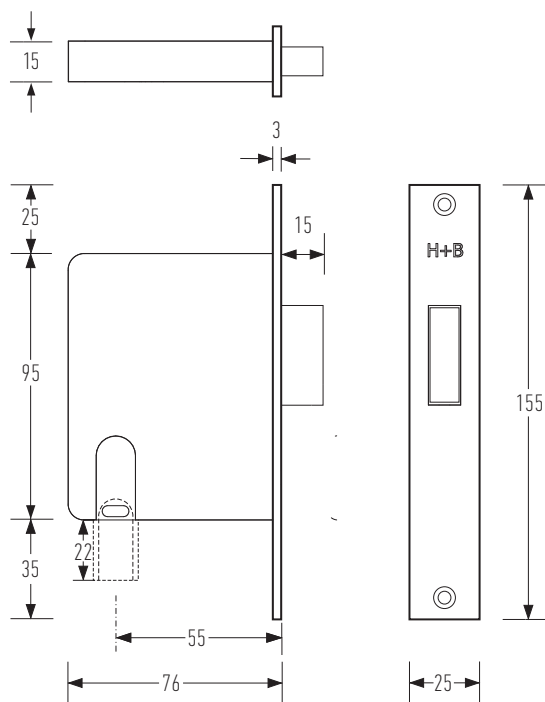
HB 1655 : Privacy Set, Snib Inside, ER Indicator Outside

HB 1656 : Snib Inside, Blank Outside

HB 1657 : Snib Inside, No Pull Outside

HB 1658 : Snib Both Sides (passage latch)


Available in all standard Halliday + Baillie finishes, see finishes sheet for further details



Please note the handing of the snib flush pull denotes the handing of the set.



To be used with the HB 604 Timber fixing Kit on timber doors



HB 1655 D configuration HB 1656 D configuration HB 1657 D configuration HB 1658 D configuration

Designed and manufactured in New Zealand. For more information, installation templates, and measured drawings of this product and others please visit : www.hallidaybaillie.com or contact your authorized Halliday + Baillie dealer. All information subject to change.