

**halliday
baillie**

HB1960 SLIDING LOCK SERIES

LARGE RECTANGLE SLIDING LOCK SET – 55mm BACKSET

All of the HB 1900 Series Sets are designed as a 'mix and match' option utilizing the large rectangle HB 1920 or HB 1930 flush pulls with Halliday + Baillie's range of stand-alone mortise locks.

Sets can be used with standard euro cylinders and offer a deeper internal finger area and an offset grip to one side resulting in left and right handed options. Please indicate handing for order of the HB 1962 and HB 1963 versions.

This range of products is ideal for movable walls and solid core timber doors, but their large format flush pulls makes them unsuitable for aluminium profiles.

All variations of the HB 1960 Series use the HB 2020 Sliding Mortise Lock.

Flush Pull Material : Diecast Zinc and Brass

Lock Body Material : Diecast Zinc, Brass, 316 Stainless Steel

Backset : 55mm

Minimum door thickness : 38mm

Flush pulls : 250 x 125 x 18

Internal grip depth : 17mm

Standard HB 1960 set includes :

- HB 2020 Lock Body (Sliding Door Lock)
- Two HB 1920 / HB 1930 Flush Pulls
- HB 1510 Timber Fixing Kits (one set for HB 1963)
- Strike and Dust Box
- Fasteners
- Cylinder ordered separately for door thickness

Configurations :

HB 1960 : Key Hole Both Sides

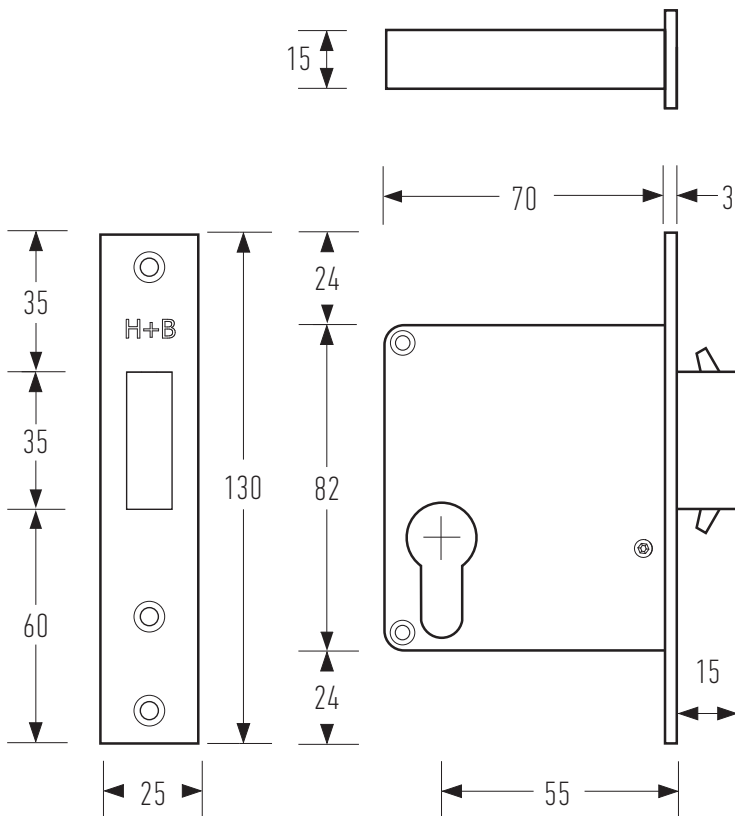
HB 1962 : Key Hole Inside, Blank Outside

HB 1963 : Key Hole Inside, No Pull Out


Available in all standard Halliday + Baillie finishes, see finishes sheet for further details.




left hand pull shown



Designed and manufactured in New Zealand. For more information, installation templates, and measured drawings of this product and others please visit : www.hallidaybaillie.com or contact your authorized Halliday + Baillie dealer. All information subject to change.



Left handed grip
HB 1930 keyhole
pull shown



Right handed grip
HB 1920 blank
pull shown



To be used with HB1510
Timber Fixing Kit on
timber doors



dustbox and strike plate